

# REMCO

## Food Grade Tubs

Hygiene | Sanitation | Safety

Your Partners in Hygiene



For over thirty years, Remco has offered polyethylene tubs and their stainless and galvanized steel undercarriage companions. Ideally designed for handling bulk materials, Remco tubs feature one-piece construction, resulting in a complete lack of seams and crevices for debris and bacteria to hide. Now available in five colors, the transport storage tub and angled dumping tub are an excellent addition to any color-coding program. All tubs have the added flexibility of a custom drain. Remco tubs meet USDA specifications and are commonly used in the meat, seafood, poultry, commercial fishing, confectionery, bakery and grain industries.

# Tubs and Undercarriages



Angled Dump Tub 6901x  
Angled Dump Tub with Drain 6905x  
Green, Blue, Red, White, Yellow

Brand	Material	Dimensions	Capacity	FDA Compliant
Remco	Polyethylene	30.5" x 54.7" x 20.6"	102½ Gal.	Yes




Transport Storage Tub 6911x  
Transport Storage Tub with Drain 6915x  
Green, Blue, Red, White, Yellow

Brand	Material	Dimensions	Capacity	FDA Compliant
Remco	Polyethylene	26" x 46.6" x 16.2"	70 Gal.	Yes



Lid for Dump Tub  
6902x  
Green, Blue, Red, White, Yellow

Brand	Material	Dimensions	FDA Compliant
Remco	Polyethylene	31" x 55.5" x 2"	Yes



Lid for Transport Storage Tub  
6912x  
Green, Blue, Red, White, Yellow

Brand	Material	Dimensions	FDA Compliant
Remco	Polyethylene	26.5" x 47" x 1.7"	Yes



Galvanized Dumping Undercarriage  
6903  
Galvanized Steel

Brand	Material	Dimensions	FDA Compliant
Remco	Galvanized Steel	43.5" x 27.25" x 18.5"	No



Galvanized Undercarriage  
6913  
Galvanized Steel

Brand	Material	Dimensions	FDA Compliant
Remco	Galvanized Steel	42.5" x 21.5" x 9.5"	No



Galvanized Low Undercarriage  
6904  
Galvanized Steel

Brand	Material	Dimensions	FDA Compliant
Remco	Galvanized Steel	40" x 35" x 10"	No



Aero-Tote Tub 6921  
Aero-Tote Tub with Drain 6925  
White

Brand	Material	Dimensions	Capacity	FDA Compliant
Remco	Polyethylene	36" x 40" x 21.1"	108 Gal.	Yes



Stainless Dumping Undercarriage  
6906  
Stainless Steel

Brand	Material	Dimensions	FDA Compliant
Remco	Stainless Steel	43.5" x 27.25" x 18.5"	No



Aero-Tote Lid  
6922  
White

Brand	Material	Dimensions	FDA Compliant
Remco	Polyethylene	36.5" x 41" x 2"	Yes



Aero-Tote Pallet  
6923  
White

Brand	Material	Dimensions	FDA Compliant
Remco	Polyethylene	32.7" x 37.2" x 9.5"	Yes

## REMCO PRODUCTS

For assistance with tub or undercarriage  
related questions, please contact us at  
[cs@remcoproducts.com](mailto:cs@remcoproducts.com) or call (317) 876-9856.



# Sets

Angled Dump Tubs(6901x) may be paired with the following:

- Lid for Dump Tub(6902x)
- Galvanized Steel Dumping Undercarriage(6903)
- Galvanized Low Undercarriage(6904)
- Stainless Steel Dumping Undercarriage(6906)

Transport Storage Tubs(6911x) may be paired with the following:

- Lid for Transport Storage Tub(6912x)
- Galvanized Steel Undercarriage(6913)

Aero-Tote Tubs(6921) may be paired with the following:

- Lid for Aero-Tote Tub(6922)
- Pallet for Aero-Tote Tub (6923)

69025

69015

6903 or 6906

69125

69115

6913

69025

69015

6904

6922

6921

6923

## Undercarriage replacement parts

### Replacement 10" Wheel and Parts

(For use with 6903 or 6906)



RP6984  
Washer

RP6989  
Spanner Bushing

RP6987  
Wheel (includes delrin bearing)

RP6953  
Cotter Pin

Replacement Swivel  
Caster Assembly



RP6988  
Delrin Bearing

RP6988  
Delrin Bearing

RP6984  
Washer

**RP6986  
Swivel Caster Assembly**  
Replacement includes pre-assembled swivel bracket and caster wheel. For use with 6903, 6906, 6913.

**Replacement parts:**  
RP6950 - Lock Washer  
RP6952 - Hex Head Bolt, 3/8"  
RP6954 - Nut, 3/8"

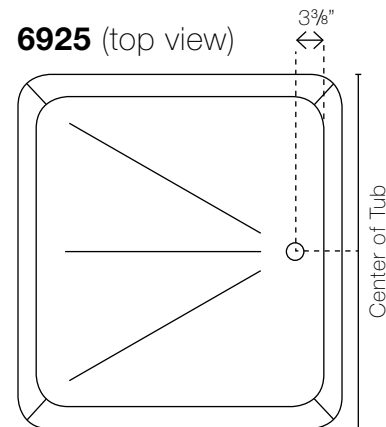
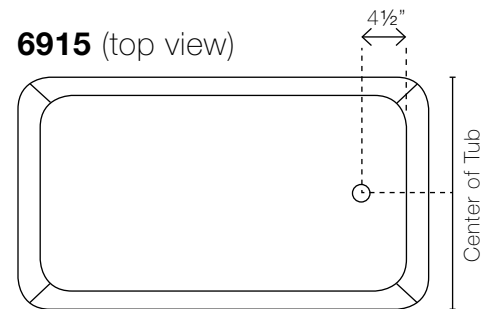
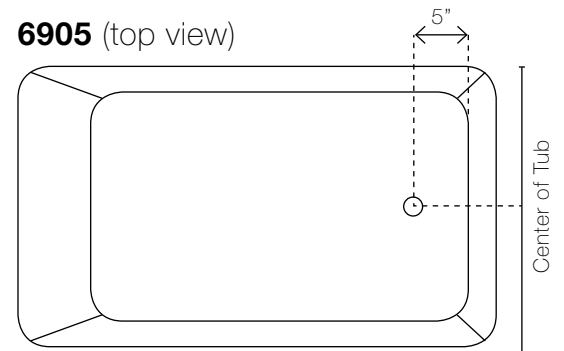
**Wheel Assembly:** Put one washer on the axle first then the spanner bushing slides directly over the axle. Delrin bearing slides into the wheel on each side flush with the outside of the core. (If ordering a new 10" wheel it will include the delrin bearing.) Then slide the wheel over the spanner bushing. Slide second washer on the axle and insert cotter pin.

# Tubs with Drains and Plugs

Remco tubs may have a drain hole added along any flat surface of the tub. Remco has identified typical locations for placement of drains in each of the tubs. However, custom drain placement is also available upon request.

## Typical placements of drains on tubs:

- **6905** (Angled Dump Tub)
  - 5" from short edge and center of tub
  - This leaves  $\approx 3\frac{3}{4}$ " from side of tub to the outside weld for undercarriage(6904)
- **6915** (Transport Tub)
  - 4½" from short edge and center of tub
  - This leaves  $\approx 3\frac{1}{2}$ " from side of tub to the outside weld for undercarriage(6913)
- **6925** (Aero-Tote)
  - 3⅜" from long edge and center of tub
  - To access an aero-tote plug, a hole may be cut in the aero-tote pallet(6923)



All renderings above are approximate representations of where drain locations are typically placed.

Left:

<sup>1</sup> - Close-up of an open tub drain

<sup>2</sup> - Close-up of a tub drain with plug inserted

<sup>3</sup> - Close-up of an "open" drain plug

<sup>4</sup> - Shot of Aero-tote pallet customized with a hole to allow for access to Aero-tote drain plug

## Remco Products Corporation

4735 West 106th Street  
Zionsville, Indiana 46077

PHONE: 317.876.9856 | FAX: 800.585.8619

[www.remcoproducts.com](http://www.remcoproducts.com)