



## Three Phase Aluminum

# NEMA

<b>MOTOR MODEL:</b>	GX3-AL-TF-215TC-4-B-D-10
<b>FACTORY TYPE:</b>	TXA

### Premium NEMA Cast Aluminum, TEFC

ELECTRICAL DATA		
	60 Hz	50 Hz
Horsepower	10.0	10.0
Speed, RPM	1760	1455
Voltage	230/460	190/380
# Phase	3	
Full Load Amps	23.9/12.0	28.0/14.0
Power Factor	0.86	-
Nominal Efficiency	91.7	90.8
Service Factor	1.25	1.0
KVA Code	L	J
FL Amps. @ 208 V	26.3	-
LRC @ 60Hz HV	124.279	-
Start Capacitor	-	
Start Capacitor V	-	
Run Capacitor	-	
Run Capacitor V	-	
Number of Leads	9	
Connection	YY/Y	
Coil Resistance	-	
Date Code	-	
Load	Efficiency %	P.F.
50%	-	-
75%	-	-
100%	-	-
FULL LOAD TEMPERATURE RISE		
FL Temp Rise °C	-	43.8
3D Image Link		
<a href="#">GX3-AL-TF-215TC-4-B-D-10</a>		

GENERAL DATA		
Frame Size	215TC	
Frame Enclosure	TEFC	
Mounting	Rigid/C-Flange	
Insulation Class	F	
Duty	Cont. / S1	
NEMA Design	A	
Frame Material	Cast Aluminum	
Ingress Protection	55	
Tropicalization	true	
Cable Entry	1-NPT 1"	
Feet Removable	true	
Double Drilled	-	
Paint Color	Graphite Gray	
Paint RAL	7024	
Weight lb	131.0	
MECHANICAL DATA		
DE Bearing	6308ZZ	
NDE Bearing	6208ZZ	
dB No-Load	-	
Rotor Wk <sup>2</sup> , Lb-Ft <sup>2</sup>	-	
Comp Ring (wavy washer)	-	
TORQUE VALUES	Torque lb-ft	% FLT
Locked Rotor Torque	82.5288	274.0
Pull-Up Torque	60.24	200.0
Breakdown Torque	115.36	383.0
Full Load Torque	30.12	100.0
SITE CONDITIONS		
Ambient Temp °C	40	
Altitude Above Sea Level m	1000	

\*This report valid for above Date Code and newer models, please contact Techtop for more info.



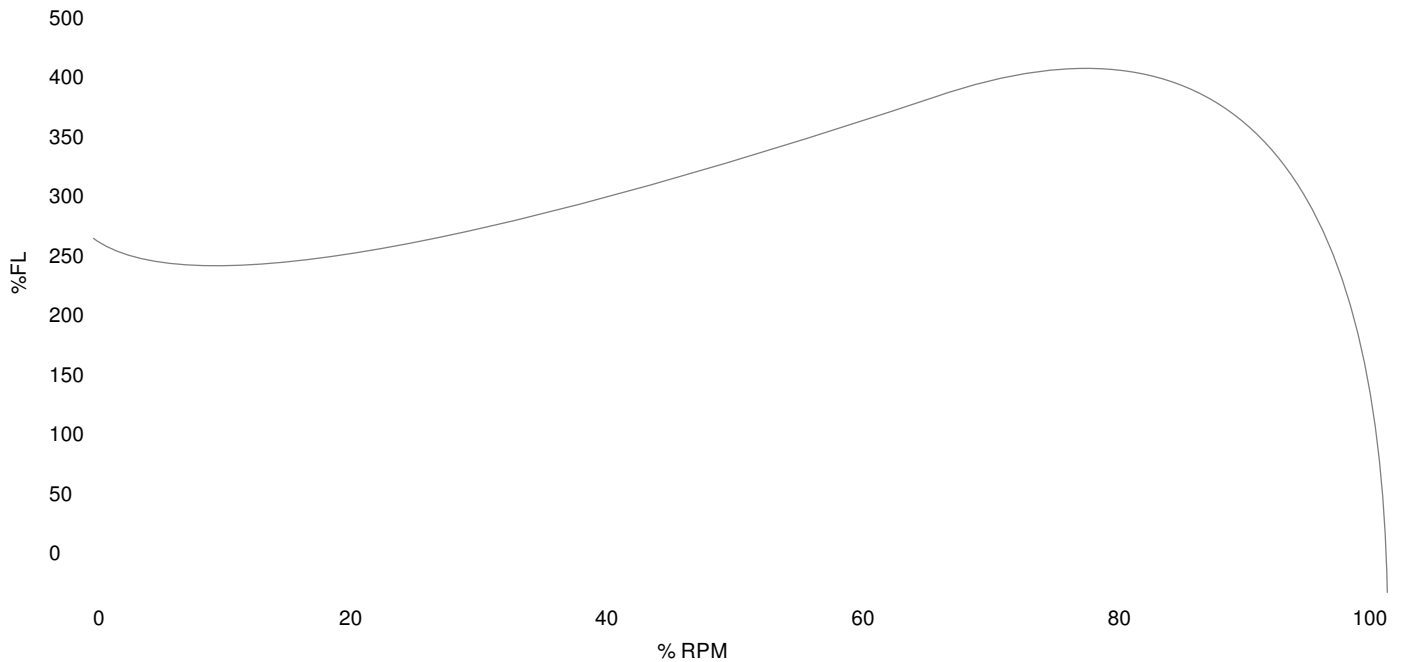
## Three Phase Aluminum

<b>MOTOR MODEL:</b>	GX3-AL-TF-215TC-4-B-D-10
<b>FACTORY TYPE:</b>	TXA

# NEMA

## Premium NEMA Cast Aluminum, TEFC

Torque Speed (T-n) Curve



Performance Load Values, High Voltage, 60Hz

Torque Values	Torque lb-ft	% FLT	Performance Values
Locked Rotor Torque	82.5288	274.0	Start Configuration
Pull-Up Torque	60.24	200.0	Starting Current (A)
Breakdown Torque	115.36	383.0	No-Load Current (A)
Full Load	30.12	100.0	No-Load Power Factor

% Load	Horsepower	Current, Amps	Input power, Kilowatts	Speed, RPM	Efficiency	PF
0	-	-	-	-	-	-
25	2.5	-	-	-	-	-
50	5.0	-	-	-	-	-
75	7.5	-	-	-	-	-
100	10.0	-	-	-	-	-
125	12.5	-	-	-	-	-

Techtop Industries  
 2815 Colonnades Court  
 Peachtree Corners, GA 30071  
 Tel: 678-436-5540  
 E-Mail: info@techttopind.com



Three Phase Aluminum


<b>MOTOR MODEL:</b>	GX3-AL-TF-215TC-4-B-D-10
<b>FACTORY TYPE:</b>	TXA

**NEMA**

---

Premium NEMA Cast Aluminum, TEFC

---



Techtop Industries  
2815 Colonnades Court  
Peachtree Corners, GA 30071  
Tel: 678-436-5540  
E-Mail: [info@techttopind.com](mailto:info@techttopind.com)



Three Phase Aluminum


**NEMA**

<b>MOTOR MODEL:</b>	GX3-AL-TF-215TC-4-B-D-10
<b>FACTORY TYPE:</b>	TXA

---

Premium NEMA Cast Aluminum, TEFC

---



Techtop Industries  
2815 Colonnades Court  
Peachtree Corners, GA 30071  
Tel: 678-436-5540  
E-Mail: [info@techttopind.com](mailto:info@techttopind.com)