







CIRCULAR SAW BLADES

THIN KERF | METAL CUTTING



The next generation is here.



Longer life. Faster cuts.

The fourth generation of Morse Metal Devil circular saw blades sets a new precedent for performance. Delivering unrivaled blade life and cutting speed, the new Metal Devil line features a versatile family of blades that can tackle any cutting challenge. Steel, stainless steel, and aluminum cutting blades partner with any tool, from handfed to chop saws, to make faster, cooler, cleaner cuts with a smooth finish that needs virtually no rework. Achieve the fastest and highest quality results – every time.



FEATURES

Longer - Premium grade materials improve durability and maximize blade life

Faster - A thin kerf blade creates less heat for a faster cut

Smoother - Optimized tooth geometry reduces vibration for improved surface finish and virtually no rework

MADE IN U.S.A.



METALDEVIL®

CIRCULAR SAW BLADES

APPLICATIONS

STEEL

- ▼ Steel
- ▼ Angle iron
- ▼ Steel plate
- ▼ Channel iron
- ▼ I-Beams
- ▼ Pipe
- ▼ Thin steel⁺
- ▼ Steel studs

⁺Up to ¼" thick for blades under 10"



32% LONGER BLADE LIFE
THAN TOP COMPETITOR
in Unistrut*

36% LONGER BLADE LIFE
THAN TOP COMPETITOR
in square tubing*

STAINLESS

- ▼ Stainless steel plate
- ▼ Stainless steel tubing
- ▼ Stainless steel Unistrut
- ▼ Thin steel



328%
LONGER BLADE LIFE
THAN TOP
COMPETITOR
in stainless steel tube*

PAINTED
5¾" | 5½" | 6½" | 7¼" | 8"

POLISHED
9" | 12" | 14"

ALUMINUM

- ▼ Aluminum
- ▼ Thin aluminum⁺
- ▼ Copper
- ▼ Lead
- ▼ Zinc

⁺Up to ½" thick aluminum for
10" and 12" chop saw blades; up to
¼" thick for 14" chop saw blades



153% LONGER BLADE LIFE
THAN TOP COMPETITOR
in 80/20*

48% LONGER BLADE LIFE
THAN TOP COMPETITOR
in aluminum plate*

*Based on internal testing

Blade Diameter		Application	Teeth	Arbor Size	Max RPM	Grind	Model No.	Part No.	Machines
in	mm								
5 3/8"	137	Steel	32	3/8"	4,200	MATB	CSM5383258FSC	102506	DeWalt DCS512B Makita XSC01Z; XSC01T; XSC03Z Bosch CSM180B; CSM180-01 Milwaukee 2782-20; 2782-22
		Steel	32	10mm / 20mm / 3/8"	4,200	MATB	CSM53832FSC	102513	DeWalt DCS512B Makita XSC01Z; XSC01T; XSC03Z Bosch CSM180B; CSM180-01 Milwaukee 2782-20; 2782-22
		Aluminum and Non Ferrous	40	10mm / 20mm / 3/8"	4,200	FB	CSM53840FNFC	102520	
		Stainless Steel	40	10mm / 20mm / 3/8"	4,200	MATB	CSM53840FSSC	102902	
5 7/8"	150	Steel	34	20mm	4,200	MATB	CSM5883420FSC	102537	Milwaukee 2782-20
		Aluminum and Non Ferrous	40	20mm	4,200	FB	CSM5884020FNFC	102551	
		Steel	34	3/8"	4,200	MATB	CSM5883458FSC	102544	Makita XSC02Z; XSC04Z
		Aluminum and Non Ferrous	40	3/8"	4,200	FB	CSM5884058FNFC	102568	
		Stainless Steel	40	10mm / 20mm / 3/8"	4,200	MATB	CSM58840FSSC	102919	
6 1/2"	165	Steel	40	20mm	4,200	TCG	CSM6504020FSC	102575	Panasonic EY3552GQW Hilti SCM22-A; SCW22-A; 03490197; SC 5ML-22
		Steel	40	3/8"	4,200	TCG	CSM6504058FSC	102582	Bosch CCS180B Makita BSS610 Dewalt DCS391, DCS565 Rigid R3203 Hilti SCM22-A Porter Cable PCC660B Metabo MKS18LTX; KS18LTX Milwaukee 2730-20
		Aluminum and Non Ferrous	48	20mm / 3/8"	4,200	FB	CSM6504820FNFC	102612	Bosch CCS180B Makita BSS610 Dewalt DCS391, DCS565 Rigid R3203 Hilti SCM22-A Porter Cable PCC660B Metabo MKS18LTX; KS18LTX Panasonic EY3552GQW Hilti SCM22-A; SCW22-A; 03490197; SC 5ML-22 Milwaukee 2730-20
		Stainless Steel	48	20mm / 3/8"	4,200	MATB	CSM6504820FSSC	102599	
7 1/4"	184	Steel	48	3/8" K.O.	5,800	TCG	CSM7254858FSC	102636	Standard 7-1/4" - 5/8" arbor circular saws
		Aluminum and Non Ferrous	56	3/8" K.O.	5,800	FB	CSM7255658FNFC	102650	
		Steel	48	20mm	5,800	TCG	CSM7254820FSC	102643	Morse CSM7MB; CSM7NXTB Evolution EVOSAW185HD, EVOSAW180HD; S85CCSL Steelmax SM-S7 XP Fein/Sluggler 6990812000 Alfra RS185
		Aluminum and Non Ferrous	56	20mm	5,800	FB	CSM7255620FNFC	102667	
		Stainless Steel	56	20mm	5,800	MATB	CSM7255620FSSC	102698	
8"	203	Steel	48	3/8" K.O.	5,800	TCG	CSM848FSC	102704	Milwaukee 6370-20; 6370-21; 2982-20/21 Skillsaw SPT78MMC-01; SPT78MMC-22
		Aluminum and Non Ferrous	56	3/8" K.O.	5,800	FB	CSM856FNFC	102728	
		Stainless Steel	56	3/8" K.O.	5,800	MATB	CSM856FSSC	102711	
9"	229	Steel	48	1"	3,200	TCG	CSM948FSC	102735	Morse CSM9MB; CSM9NXTB Evolution Steel Saw 5; EVOSAW230 Jancy MCSL09; MCSL00-2 Fein/Sluggler 69908120001; MSCLO9 Steelmax SM-S9 Alfra RS230 Jepsen 8230N
		Aluminum and Non Ferrous	64	1"	3,200	FB	CSM964FNFC	102759	
		Stainless Steel	64	1"	3,200	MATB	CSM964FSSC	102742	
10"	254	Thin Steel	52	3/8"	5,200	TCG	CSM1052FTSC	102766	Bosch CM10GD Dewalt DW713 Rigid MS1065LZA RPM compatible table saws and miter saws
		Aluminum and Non Ferrous	72	3/8"	5,200	TCG	CSM1072FNFC	102773	
		Thin Aluminum	92	3/8"	5,200	TCG	CSM1092FTNFC	102780	
12"	305	Steel	60	1"	1,800	TCG	CSM1260FSC	102797	Makita LC1230 Milwaukee 6955-20 Skillsaw SPT62MTC-22 RPM compatible miter saws
		Aluminum and Non Ferrous	80	1"	3,800	TCG	CSM1280FNFC	102803	
		Thin Aluminum	100	1"	3,800	TCG	CSM12100FTNFC	102810	
		Stainless Steel and Thin Steel	90	1"	2,000	MATB	CSM1290FSSC	102834	
14"	356	Steel	66	1"	1,800	TCG	CSM1466FSC	102841	Morse CSM14MB Dewalt DW872 Evolution Fury2; Rage2; Steel Saw 2; EVOSAW380 Jancy MCCS14; MCCS14-2 Milwaukee 6190-20 Ridge 614 Fein MCCS14 Unitec 9435 Steelmax SM-S-14 Alfra RD355A Jepsen 9435 Hitachi CD14F
		Aluminum and Non Ferrous	80	1"	3,800	TCG	CSM1480FNFC	102865	
		Thin Aluminum	100	1"	3,800	TCG	CSM14100FTNFC	102872	
		Stainless Steel and Thin Steel	90	1"	1,800	MATB	CSM1490FSSC	102889	

GRIND: TCG – Triple Chip Grind FB – Face Bevel MATB – Modified Alternating Top Bevel