



# Table of Contents

Crimp style couplings .....	4-6
Crimp sleeves and ferrules.....	7
Sanitary couplings .....	8
Sanitary ferrules .....	9
Frac fittings .....	10-11
Crimp warning .....	12
Hose room accessories.....	13
Crimp machines.....	14-16
Crimp recommendations .....	17-22

---

## Crimp Recommendations

The crimp recommendation charts on pages 17-22 are only guides. It will not apply to every coupling situation. In some instances alternative dies and crimping dimensions must be employed to ensure safety. Experience has shown that variances in the construction of similar hoses and couplings may cause some assemblies to react differently when crimped. It is not uncommon to find hose with an outer diameter that fluctuates from one end to the other or from production lot to production lot. These inconsistencies coupled with the inherent differences between textile or wire braid, hard or soft wall, the presence or absence of an internal spiral wire and the differences in hose coverings make it difficult to establish hard and fast rules. Therefore, it is imperative that hose dimensions are accurately measured, assemblies are tested, and documentation is maintained.



---

## Safety

Dixon's couplings and retention devices are designed to work safely for their intended use. The selection of the proper hose, coupling and retention device, and the proper application of the coupling to the hose are of utmost importance.

Users must consider the size, temperature, application, media, pressure and hose and coupling manufacturer's recommendations when selecting the proper hose assembly components. Dixon recommends that all hose assemblies be tested in accordance with the Association for Rubber Products Manufacturer's (ARPM) recommendations and be inspected regularly (before each use) to ensure that they are not damaged or have become loose. Visit [ARPMINC.com](http://ARPMINC.com) for more information.

Where safety devices are integral to the coupling, they must be working and utilized. The use of supplementary safety devices such as safety clips or safety cables are recommended.

If any problem is detected, couplings must be removed from service immediately.

Dixon is available to consult, train and recommend the proper selection and application of all fittings we sell. We strongly recommend that distributors and end users make use of Dixon's Testing and Recommendation Services. Call 877.963.4966 or click [dixonvalve.com](http://dixonvalve.com) to learn more.

## Recommended Working Pressures

**Feature:**

- maximum recommended working pressures are given in PSI, at **70°F** ambient temperature

**Swaged or Crimped**

←~~~~~ **VS** ~~~~~→

**Crimped**

Size	Standard Fittings	Long Style Fittings	Light Duty Fittings		Cam and Groove
			NO Notched Fittings	NOS Notched Short Fittings	
	TM, TP, TG	TML, TPL, TGL	TM, TP, TG, RN••NO	RST••NOS, STC••NOS, GAS•••NOS	
1"	---	---	---	---	250
1¼"	600	1,000	350	---	---
1½"	600	1,000	350	250	250
2"	600	1,000	350	250	250
2½"	600	1,000	250	---	150
3"	600	1,000	250	250	125
4"	500	850	250	---	100
5"	450	750	---	---	---
6"	400	700	---	---	---
8"	350	600	---	---	---
10"	300	550	---	---	---

Size	Crimp style King Combination Nipples		Crimp style Cam and Groove	
	sleeve	ferrule	sleeve	ferrule
1¼"	---	---	---	---
1½"	300	350	250	250
2"	250	300	250	250
2½"	---	---	---	---
3"	200	300	125	150
4"	175	300	110	150
5"	---	---	---	---
6"	75	230	75	75

- The assembly's (hose + coupling) maximum working pressure is the lesser of:
  - 1) The hose rated working pressure, or
  - 2) The coupling rated working pressure
- For hoses which use IXF48-3 to IXF48-5 and IXF64-2 to IXF64-5, consult Dixon for working pressures.

## King Crimp Calculator Mobile App

**Features:**

- This app features our King Crimp calculator, Dixon Quick Coupling Global Interchange and Dixon on the Web.
- The King Crimp Calculator app allows the user to enter hose dimensions with a resulting crimp diameter and corresponding sleeve, ferrule and fitting part numbers all linked to the product's specification page on the Dixon website.
- The Dixon Quick Coupling Global Interchange allows the user to quickly cross-reference Dixon Quick Coupling part numbers with those of other manufacturers.



Apple App Store



Google Play Store



## Crimp Style Domestic Cam and Groove

See page 16 for important safety information on crimp style fittings.

### Dixon Type C Couplers



Hose ID	356T6 Aluminum Part #	Brass Part #	316 Stainless Steel Part #	Unplated Ductile Iron Part #
1"	<b>100-C-AL</b>	<b>100-C-BR</b>	<b>100-C-SS</b>	---
1½"	<b>150-C-AL</b>	<b>150-C-BR</b>	<b>150-C-SS</b>	---
2"	<b>200-C-AL</b>	<b>200-C-BR</b>	<b>200-C-SS</b>	---
3"	<b>300-C-AL</b>	<b>300-C-BR</b>	<b>300-C-SS</b>	---
4"	<b>400-C-AL</b>	<b>400-C-BR</b>	<b>400-C-SS</b>	<b>400-C-MI</b>
6"	<b>600-C-AL</b>	<b>600-C-BR</b>	<b>600-C-SS</b>	<b>600-C-MI</b>

### EZ Boss-Lock Type C Couplers



Hose ID	316 Stainless Steel Part #
1"	<b>RC100EZCR</b>
1¼"	<b>RC125EZCR</b>
1½"	<b>RC150EZCR</b>
2"	<b>RC200EZCR</b>
3"	<b>RC300EZCR</b>
4"	<b>RC400EZCR</b>
6"	<b>RC600EZCR</b>

### Type E Adapters



Hose ID	356T6 Aluminum Part #	Brass Part #	316 Stainless Steel Part #	Unplated Ductile Iron Part #
1"	<b>100-E-AL</b>	<b>100-E-BR</b>	<b>100-E-SS</b>	---
1½"	<b>150-E-AL</b>	<b>150-E-BR</b>	<b>150-E-SS</b>	---
2"	<b>200-E-AL</b>	<b>200-E-BR</b>	<b>200-E-SS</b>	---
3"	<b>300-E-AL</b>	<b>300-E-BR</b>	<b>300-E-SS</b>	---
4"	<b>400-E-AL</b>	<b>400-E-BR</b>	<b>400-E-SS</b>	<b>400-E-MI</b>
6"	<b>600-E-AL</b>	<b>600-E-BR</b>	<b>600-E-SS</b>	<b>600-E-MI</b>

## Crimp Style Global Cam and Groove

### Type C Couplers



Hose ID	A380 Permanent Mold Aluminum Part #	ASTMC 3800 Forged Brass Part #	316 Investment Cast Stainless Part #
1"	<b>G100-C-ALCR</b>	<b>G100-C-BRCR</b>	<b>G100-C-SSCR</b>
1½"	<b>G150-C-ALCR</b>	<b>G150-C-BRCR</b>	<b>G150-C-SSCR</b>
2"	<b>G200-C-ALCR</b>	<b>G200-C-BRCR</b>	<b>G200-C-SSCR</b>
3"	<b>G300-C-ALCR</b>	<b>G300-C-BRCR</b>	<b>G300-C-SSCR</b>
4"	<b>G400-C-ALCR</b>	<b>G400-C-BRCR</b>	<b>G400-C-SSCR</b>
6"	<b>G600-C-ALCR</b>	---	<b>G600-C-SSCR</b>

### Type E Adapters



Hose ID	A380 Permanent Mold Aluminum Part #	ASTMC 3800 Forged Brass Part #	316 Investment Cast Stainless Part #
1"	<b>G100-E-ALCR</b>	<b>G100-E-BRCR</b>	<b>G100-E-SSCR</b>
1½"	<b>G150-E-ALCR</b>	<b>G150-E-BRCR</b>	<b>G150-E-SSCR</b>
2"	<b>G200-E-ALCR</b>	<b>G200-E-BRCR</b>	<b>G200-E-SSCR</b>
3"	<b>G300-E-ALCR</b>	<b>G300-E-BRCR</b>	<b>G300-E-SSCR</b>
4"	<b>G400-E-ALCR</b>	<b>G400-E-BRCR</b>	<b>G400-E-SSCR</b>
6"	<b>G600-E-ALCR</b>	---	<b>G600-E-SSCR</b>

## Crimp Style King Combination Nipples

See page 16 for important safety information on crimp style fittings.

**Feature:**

- There are two grooves on the crimp style King Combination nipples. The second groove is the roll stamp groove which has the part number and 'call Dixon' stamped on it. This groove is a smooth concentric groove so that the stamp can be legible.

### Threaded End

Hose ID	Schedule 80 Plated Carbon Steel	Schedule 80 316 Stainless Steel
	Part #	Part #
1"	<b>STC10CS</b>	<b>RST10CS</b>
1¼"	<b>STC15CS</b>	<b>RST15CS</b>
1½"	<b>STC20CS</b>	<b>RST20CS</b>
2"	<b>STC25CS</b>	<b>RST25CS</b>
3"	<b>STC35CS</b>	<b>RST35CS</b>
4"	<b>STC40CS</b>	<b>RST40CS</b>
6"	<b>STC60CS</b>	<b>RST60CS</b>



### Grooved End

Hose ID	Schedule 80 Plated Carbon Steel	Schedule 80 316 Stainless Steel
	Part #	Part #
1"	<b>STV10CS</b>	<b>RSTV10CS</b>
1½"	<b>STV20CS</b>	<b>RSTV20CS</b>
2"	<b>STV25CS</b>	<b>RSTV25CS</b>
3"	<b>STV35CS</b>	<b>RSTV35CS</b>
4"	<b>STV40CS</b>	<b>RSTV40CS</b>
6"	<b>STV60CS</b>	<b>RSTV60CS</b>



### Beveled End

Hose ID	Schedule 80 Plated Carbon Steel	Schedule 80 316 Stainless Steel
	Part #	Part #
1"	<b>STB10CS</b>	<b>RSTB10CS</b>
1½"	<b>STB20CS</b>	<b>RSTB20CS</b>
2"	<b>STB25CS</b>	<b>RSTB25CS</b>
3"	<b>STB35CS</b>	<b>RSTB35CS</b>
4"	<b>STB40CS</b>	<b>RSTB40CS</b>
6"	<b>STB60CS</b>	<b>RSTB60CS</b>



### 150# ASA Flanged

Size	Steel	316 Stainless Steel
	Part #	Part #
1½"	<b>FST20CS</b>	<b>RFST20CS</b>
2"	<b>FST25CS</b>	<b>RFST25CS</b>
3"	<b>FST35CS</b>	<b>RFST35CS</b>
4"	<b>FST40CS</b>	<b>RFST40CS</b>
6"	<b>FST60CS</b>	<b>RFST60CS</b>



## King Crimp Style Short Sleeves and Combination Nipples



### NPT Threaded End

Size	<i>Schedule 40 Plated Carbon Steel</i>
	Part #
8"	<b>STC80CS</b>

### Grooved End

Size	<i>Schedule 40 Plated Carbon Steel</i>
	Part #
8"	<b>STV80CS</b>

## King Crimp Style Short Sleeves



Hose ID	Hose OD		Carbon Steel Part #	Work. Pressure <i>KC nipple</i>	Sleeve ID	Sleeve Wall Thickness	Sleeve Overall Length
	From	To					
8"	8-32/63"	8-56/64"	<b>S900X400X120CS</b>	50	9.00	0.120	4"
	9"	9-8/64"	<b>S925X400X120CS</b>	50	9.25	0.120	4"

- Note: other sizes, lengths and materials available, contact Dixon for more information.

## Crimp Style Sleeves and Ferrules

See page 16 for important safety information on crimp style fittings.

see pages 17-22 for crimp recommendations

### Sleeves

**Features:**

- materials: plated carbon steel and 304 stainless steel
- sizes: 1" - 6"

**hose ranges**

Hose ID	Hose OD	
	From	To
1"	1-13/64	1-52/64
1¼"	1-41/64	1-56/64
1½"	1-41/64	2-24/64
2"	2-13/64	2-60/64
3"	3-13/64	4-12/64
4"	4-13/64	5-12/64
6"	6-21/64	7-28/64



### Ferrules

**Features:**

- materials: plated carbon steel or 304 stainless steel
- sizes: 1" - 6"

**hose ranges**

Hose ID	Hose OD	
	From	To
1"	1-13/64	1-52/64
1¼"	1-41/64	1-56/64
1½"	1-41/64	2-24/64
2"	2-13/64	2-60/64
3"	3-13/64	4-12/64
4"	4-13/64	5-12/64
6"	6-21/64	7-28/64



### Heavy Duty Ferrules

**Features:**

- material: plated carbon steel
- sizes: 4"

**hose ranges**

Hose ID	Hose OD	
	From	To
4"	4-33/64	5-12/64



- for 8", 10" and 12" please contact Dixon

## Sanitary Crimp Stems

- refer to the Dixon price list for crimp recommendations or visit [dixonvalve.com](http://dixonvalve.com)

### clamp

**Features:**

- material: 316 stainless steel
- sizes: 1" - 4"

---


### female I-line

**Features:**

- material: 316 stainless steel
- sizes: 1½" - 4"

---

### tube weld

**Features:**

- material: 316 stainless steel
- sizes: 1½" - 4"



## Dixon Sanitary Crimp Ferrules

**Features:**

- manufactured in AISI 304 stainless steel
- ferrules have a surface finish of 63 or better




Hose ID	Hose OD		304 Stainless Steel
	From:	To:	Part #
1"	1-26/64"	1-28/64"	<b>F16G-1453</b>
	1-29/64"	1-31/64"	<b>F16G-1500</b>
	1-32/64"	1-34/64"	<b>F16G-1547</b>
	1-35/64"	1-37/64"	<b>F16G-1594</b>
	1-38/64"	1-40/64"	<b>F16G-1641</b>
1½"	1-58/64"	1-61/64"	<b>F24G-1969</b>
	1-62/64"	2-1/64"	<b>F24G-2031</b>
	2-2/64"	2-5/64"	<b>F24G-2094</b>
	2-6/64"	2-9/64"	<b>F24G-2156</b>
2"	2-30/64"	2-33/64"	<b>F32G-2531</b>
	2-34/64"	2-37/64"	<b>F32G-2594</b>
	2-38/64"	2-41/64"	<b>F32G-2656</b>
	2-42/64"	2-45/64"	<b>F32G-2719</b>
	2-52/64"	2-55/64"	<b>F32G-2875</b>
3"	3-39/64"	3-42/64"	<b>F48G-3625</b>
	3-40/64"	3-43/64"	<b>F48G-3688</b>
	3-44/64"	3-47/64"	<b>F48G-3750</b>
	3-48/64"	3-51/64"	<b>F48G-3813</b>
	3-52/64"	3-55/64"	<b>F48G-3875</b>
	3-56/64"	3-59/64"	<b>F48G-3938</b>
	3-61/64"	4"	<b>F48G-4016</b>
4"	4-40/64"	4-43/64"	<b>F64G-4688</b>
	4-44/64"	4-47/64"	<b>F64G-4750</b>
	4-48/64"	4-51/64"	<b>F64G-4813</b>
	4-52/64"	4-55/64"	<b>F64G-4875</b>
	4-56/64"	4-59/64"	<b>F64G-4938</b>
	5-5/64"	5-8/64"	<b>F64G-5141</b>

# One-Piece Frac Fittings



## Features:

- one-piece design eliminates leak path experienced with two-piece threaded systems
- hammer union threads interchangeable with current fittings; phase them into your operation
- long lasting and dependable hammer nut is forged to ASTM 105N standards
- machined malleable iron stems to ASTM A47; all stems zinc plated
- 400 PSI working pressure at 70°F <sup>1,2</sup> 
- 4:1 safety factor (SF) <sup>1,2</sup>

## 3" Frac Fittings

<b>Figure 100</b>		<b>Figure 206</b>	
Part #	Description	Part #	Description
<b>HUMF100300CS</b>	3" figure 100 male/female assembly	<b>HUMF206300CS</b>	3" figure 206 male/female assembly
<b>HUF100300CS</b>	3" figure 100 female fitting	<b>HUF206300CS</b>	3" figure 206 female fitting
<b>HUM100300CS</b>	3" figure 100 male fitting (includes nut)	<b>HUM206300CS</b>	3" figure 206 male fitting (includes nut and O-ring)
<b>STC35CS</b>	3" male NPT fitting	<b>STC35CS</b>	3" male NPT fitting
<b>HU100300N</b>	3" figure 100 wing nut	<b>HU206300N</b>	3" figure 206 wing nut
		<b>O238BU</b>	O-ring (Buna-N)

## 4" Frac Fittings

<sup>1</sup> 400 PSI working pressure (4" ID) with a minimum 4:1 safety factor (*hose burst:hose working pressure*) is only achieved with Dixon carbon steel heavy duty (HD) ferrule part numbers *CF400-6CSHD* through *CF400-16CSHD*.

<sup>2</sup> When assembling 4" ID hose with abrasion resistant covers, such as UHMW polyethylene, you will need to use Dixon's heavy duty (HD) carbon steel ferrule part numbers *CF400-6CSHD* through *CF400-16CSHD*. Other size HD ferrules are available upon request.

Note: Water and petroleum 4" ID transfer hoses rated from 100 to 300 PSI WP (4:1 SF) have excellent test results with the standard King Crimp ferrules *CF400-xxCS*.

<b>Figure 100</b>		<b>Figure 206</b>	
Part #	Description	Part #	Description
<b>HUMF100400CS</b>	4" figure 100 male/female assembly	<b>HUMF206400CS</b>	4" figure 206 male/female assembly
<b>HUF100400CS</b>	4" figure 100 female fitting	<b>HUF206400CS</b>	4" figure 206 female fitting
<b>HUM100400CS</b>	4" figure 100 male fitting (includes nut)	<b>HUM206400CS</b>	4" figure 206 male fitting (includes nut and O-ring)
<b>STC40CSHD</b>	4" male NPT fitting	<b>STC40CSHD</b>	4" male NPT fitting
<b>HU100400N</b>	4" figure 100 wing nut	<b>HU206400N</b>	4" figure 206 wing nut
		<b>O347BU</b>	O-ring (Buna-N)

**King Crimp Style Ferrules**



**Only use the crimp style shanks with the crimp style sleeves and ferrules.** Due to differences in dimensions and tolerances for safety reasons, do not interchange other manufacturer's products with Dixon products.



3" Hose ID

Hose ID	Hose OD		400 PSI Hose & Below Use: Part #	Ferrule Wall Thickness	Ferrule ID	Ferrule Overall Length	Hose OD		400 PSI Hose & Below Use: Part #	Ferrule Wall Thickness	Ferrule ID	Ferrule Overall Length
	From	To					ID	To				
3"	3-13/64	3-16/64	<b>CF300-1CS</b>	0.090	3.313	4"	3-45/64	3-48/64	<b>CF300-9CS</b>	0.090	3.813	4"
	3-17/64	3-20/64	<b>CF300-2CS</b>	0.090	3.375	4"	3-49/64	3-52/64	<b>CF300-10CS</b>	0.090	3.875	4"
	3-21/64	3-24/64	<b>CF300-3CS</b>	0.090	3.438	4"	3-53/64	3-56/64	<b>CF300-11CS</b>	0.090	3.938	4"
	3-25/64	3-28/64	<b>CF300-4CS</b>	0.090	3.500	4"	3-57/64	3-60/64	<b>CF300-12CS</b>	0.090	4.000	4"
	3-29/64	3-32/64	<b>CF300-5CS</b>	0.090	3.563	4"	3-61/64	4	<b>CF300-13CS</b>	0.090	4.063	4"
	3-33/64	3-36/64	<b>CF300-6CS</b>	0.090	3.625	4"	4-1/64	4-4/64	<b>CF300-14CS</b>	0.090	4.125	4"
	3-37/64	3-40/64	<b>CF300-7CS</b>	0.090	3.688	4"	4-5/64	4-8/64	<b>CF300-15CS</b>	0.090	4.188	4"
	3-41/64	3-44/64	<b>CF300-8CS</b>	0.090	3.750	4"	4-9/64	4-12/64	<b>CF300-16CS</b>	0.090	4.250	4"

4" Hose ID

Hose ID	Hose OD		300 PSI Hose & Below Use: Part #	Ferrule Wall Thickness	400 PSI Hose Use: Heavy Duty (HD) Part #	Ferrule Wall Thickness	Ferrule ID	Ferrule Overall Length
	From	To						
4"	4-13/64	4-16/64	<b>CF400-1CS</b>	0.090	---	---	4.313	4"
	4-17/64	4-20/64	<b>CF400-2CS</b>	0.090	---	---	4.375	4"
	4-21/64	4-24/64	<b>CF400-3CS</b>	0.090	---	---	4.438	4"
	4-25/64	4-28/64	<b>CF400-4CS</b>	0.090	---	---	4.500	4"
	4-29/64	4-32/64	<b>CF400-5CS</b>	0.090	---	---	4.563	4"
	4-33/64	4-36/24	<b>CF400-6CS</b>	0.090	<b>CF400-6CSHD</b>	0.120	4.625	4"
	4-37/64	4-40/64	<b>CF400-7CS</b>	0.090	<b>CF400-7CSHD</b>	0.120	4.688	4"
	4-41/64	4-44/64	<b>CF400-8CS</b>	0.090	<b>CF400-8CSHD</b>	0.120	4.750	4"
	4-45/64	4-48/64	<b>CF400-9CS</b>	0.090	<b>CF400-9CSHD</b>	0.120	4.813	4"
	4-49/64	4-52/64	<b>CF400-10CS</b>	0.090	<b>CF400-10CSHD</b>	0.120	4.875	4"
	4-53/64	4-56/64	<b>CF400-11CS</b>	0.090	<b>CF400-11CSHD</b>	0.120	4.938	4"
	4-57/64	4-60/64	<b>CF400-12CS</b>	0.090	<b>CF400-12CSHD</b>	0.120	5.000	4"
	4-61/64	5	<b>CF400-13CS</b>	0.090	<b>CF400-13CSHD</b>	0.120	5.063	4"
	5-1/64	5-4/64	<b>CF400-14CS</b>	0.090	<b>CF400-14CSHD</b>	0.120	5.125	4"
	5-5/64	5-8/64	<b>CF400-15CS</b>	0.090	<b>CF400-15CSHD</b>	0.120	5.188	4"
	5-9/64	5-12/64	<b>CF400-16CS</b>	0.090	<b>CF400-16CSHD</b>	0.120	5.250	4"

## King Crimp 6 Pack



**Features:**

- powder coated metal tool box with removable lid
- set includes:
  - [1] metal toolbox
  - [1] G200-C-BRCR
  - [1] STC25CS
  - [1] 200-C-AL
  - [1] 200-E-SS
  - [1] CF200-5SS
  - [1] CS200-5CS

Description	Part #
toolbox with parts	<b>KCSIXPACKWC</b>
toolbox alone	<b>KCSIXPACK</b>

**⚠ WARNING**



**Only use the crimp style shanks with the crimp style sleeves and ferrules.**

Due to differences in dimensions and tolerances for safety reasons, do not interchange other manufacturer's products with Dixon products.

It is imperative that when using Dixon's crimp style sleeves with Dixon cam and groove that you inspect the shank of the cam and groove before crimping. Dixon's newer style cam and groove shanks are machined and feature a multiple barb serration pattern, which is distinguishable from the old design. Existing inventory on the customer's shelf and even on Dixon's shelves may be mixed for some time until the old style is depleted in all three materials – aluminum, brass, and stainless steel. For global cam and groove and the premium EZ-Boss Lock, there is a different part number for the crimp style. Please consult Dixon if you wish to crimp an older style Dixon cam and groove with a crimp sleeve, or if you are unsure if the cam and groove is an old style or a new style.

## Coupling Inserters




### Features:

- highly portable
- inserts 4", 5", 6", 8", 10" and 12" couplings
- includes CI96AH pump

Part #	
<b>CI9</b>	

- coupling inserter pusher plates (not shown) must be purchased separately

Hose ID	Part #
4" - 5"	<b>45CIPUSH</b>
6" - 8"	<b>68CIPUSH</b>
10" - 12"	<b>1012CIPUSH</b>



coupling inserter with hand pump

### Feature:

- for insertion of hose shanks into hose with a 2¾" to 7¼" OD

Description	Part #
supplied with a <b>10,000 PSI</b> hand pump and 5 ton ram	<b>CI96</b>
Supplied with a <b>10,000 PSI</b> air/hydraulic pump and 5 ton ram	<b>CI96AH</b>
Small jaws for 1" to 3" OD hose	<b>CI9311SML</b>

## Coupling Lubricant



### Features:

- for use in assembly operations involving natural or synthetic rubber or plastic
- an excellent lubricant when rubber or plastic needs to be cut, machined, pressed, turned, trimmed or ground
- biodegradable lubricant for coupling shanks
- available in a one liter bottle (DCL20) or a four liter bottle (DCL80)

## Diameter Tape



### Features:

- 6' tape for quickly finding the outside diameter of any cylindrical object
- converts circumference to OD at the measured point
- plastic case

## Hose Knife



### Features:

- for fast cutting of rubber hose and belting
- guard protects hand while cutting

## Custom Crimp Machines

\* standard dies are not included



**Features:**

CC60	Specifications
industrial hose size	4"
voltage	230v 3ph or 230v 1ph (standard) 440v 3ph (optional)
controller	touch screen or manual
master die ID without crimping die	7.17"
crimp force	265 tons
horse power	7.5 (5hp 1ph only)



**Features:**

CC400	Specifications
industrial hose size	4"
voltage	230v 3ph or 230v 1ph (standard) 440v 3ph (optional)
controller	manual
master die ID without crimping die	7.17"
crimp force	265 tons
horse power	5



**Features:**

CC650	Specifications
industrial hose size	6"
voltage	230v 3ph (standard) 440-480V 3ph (optional)
controller	touch screen
master die ID without crimping die	11.22"
crimp force	350 tons
horse power	7.5 2-stage



**Features:**

CC1000	Specifications
industrial hose size	10"
voltage	230v 3ph (standard) 440-480V 3ph (optional)
controller	touch screen
master die ID without crimping die	13.78"
crimp force	450 tons
horse power	7.5 2-stage

For more information on crimp machines and dies, contact Dixon

## Marken Crimp Machines

\* standard dies are not included


### Features:

K60	Specifications
industrial hose size	4"
voltage	208v 3ph optional 230 1 ph
controller	touch screen or micrometer
master die ID without crimping die	7.25"
crimp force	350 tons
horse power	7.5



### Features:

K285	Specifications
industrial hose size	6"
voltage	230/480v 3ph
controller	touch screen or micrometer
master die ID without crimping die	11.25"
crimp force	350 tons
horse power	7.5



### Features:

KP400	Specifications
industrial hose size	8"
voltage	230/480v 3ph
controller	touch screen
master die ID without crimping die	13.98"
crimp force	400 tons
horse power	7.5



For more information on crimp machines and dies, contact Dixon

## Finnc-Power Crimp Machines

\* standard dies are not included



**Features:**

P60	Specifications
industrial hose size	4"
voltage	230/440v 3ph
controller	UC or MS
max opening without crimping die	8.03"
crimp force	260 tons
horse power	5.5



**Features:**

140UC	Specifications
industrial hose size	4"
voltage	230/440v 3ph
controller	UC
max opening without crimping die	8.74"
crimp force	320 tons
horse power	7.5



**Features:**

160UC	Specifications
industrial hose size	6"
voltage	230/440v 3ph
controller	UC
max opening without crimping die	13.58"
crimp force	350 tons
horse power	7.5



**Features:**

170UC / 175UC	Specifications
industrial hose size	12" (with special dies)
voltage	230/480v 3ph / 440v 3ph
controller	UC
max opening without crimping die	18.7"
crimp force	660 tons / 830 tons
horse power	10 / 15

For more information on crimp machines and dies, contact Dixon



## Crimped Recommendation Guide

See pages 4-9 for crimp products.

Hose ID	Cam & Groove Coupler Part #	Cam & Groove Adapter Part #	King Combination Nipple Part #	Sleeve & Ferrule Part #	Hose Range		Hose OD	Crimp Diameter (± 0.005)
					From	To		
1"	<b>100-C-AL</b> <b>100-C-BR</b> <b>100-C-SS</b> <b>RC100EZCR</b> <b>G100-C-ALCR</b> <b>G100-C-BRCR</b> <b>G100-C-SSCR</b>	<b>100-E-AL</b> <b>100-E-BR</b> <b>100-E-SS</b> <b>G100-E-ALCR</b> <b>G100-E-BRCR</b> <b>G100-E-SSCR</b>	<b>ST10CS</b> <b>RST10CS</b> <b>STV10CS</b> <b>RSTV10CS</b> <b>STB10CS</b> <b>RSTB10CS</b>	<b>CS100-1xx</b> <b>CF100-1xx</b>	1 13/64	1 16/64	1 13/64	1.266
							1 14/64	1.278
							1 15/64	1.290
							1 16/64	1.303
				<b>CS100-2xx</b> <b>CF100-2xx</b>	1 17/64	1 20/64	1 17/64	1.317
							1 18/64	1.329
							1 19/64	1.342
							1 20/64	1.354
				<b>CS100-3xx</b> <b>CF100-3xx</b>	1 21/64	1 24/64	1 21/64	1.366
							1 22/64	1.378
							1 23/64	1.390
							1 24/64	1.403
				<b>CS100-4xx</b> <b>CF100-4xx</b>	1 25/64	1 28/64	1 25/64	1.419
							1 26/64	1.431
							1 27/64	1.443
							1 28/64	1.456
				<b>CS100-5xx</b> <b>CF100-5xx</b>	1 29/64	1 32/64	1 29/64	1.468
							1 30/64	1.480
							1 31/64	1.493
							1 32/64	1.505
				<b>CS100-6xx</b> <b>CF100-6xx</b>	1 33/64	1 36/64	1 33/64	1.517
							1 34/64	1.530
							1 35/64	1.542
							1 36/64	1.554
				<b>CS100-7xx</b> <b>CF100-7xx</b>	1 37/64	1 40/64	1 37/64	1.567
							1 38/64	1.579
							1 39/64	1.591
							1 40/64	1.604
				<b>CS100-8xx</b> <b>CF100-8xx</b>	1 41/64	1 44/64	1 41/64	1.616
							1 42/64	1.628
							1 43/64	1.641
							1 44/64	1.653
				<b>CS100-9xx</b> <b>CF100-9xx</b>	1 45/64	1 48/64	1 45/64	1.665
							1 46/64	1.678
							1 47/64	1.690
							1 48/64	1.703
				<b>CS100-10xx</b> <b>CF100-10xx</b>	1 49/64	1 52/64	1 49/64	1.715
							1 50/64	1.727
							1 51/64	1.740
							1 52/64	1.752

## Crimped Recommendation Guide

See pages 4-9 for crimp products.

Hose ID	Cam & Groove Coupler Part #	Cam & Groove Adapter Part #	King Combination Nipple Part #	Sleeve & Ferrule Part #	Hose Range		Hose OD	Crimp Diameter (± 0.005)				
					From	To						
1½"	<b>150-C-AL</b> <b>150-C-BR</b> <b>150-C-SS</b> <b>RC150EZCR</b> <b>G150-C-ALCR</b> <b>G150-C-BRCR</b> <b>G150-C-SSCR</b>	<b>150-E-AL</b> <b>150-E-BR</b> <b>150-E-SS</b> <b>G150-E-ALCR</b> <b>G150-E-BRCR</b> <b>G150-E-SSCR</b>	<b>ST20CS</b> <b>RST20CS</b> <b>STV20CS</b> <b>RSTV20CS</b> <b>STB20CS</b> <b>RSTB20CS</b>	<b>CS150-1xx</b>	1 41/64	1 44/64	1 41/64	1.726				
							1 42/64	1.738				
				<b>CF150-1xx</b>							1 43/64	1.749
											1 44/64	1.761
				<b>CS150-2xx</b>	1 45/64	1 48/64					1 45/64	1.778
											1 46/64	1.790
											1 47/64	1.802
											1 48/64	1.815
				<b>CF150-2xx</b>							1 49/64	1.829
											1 50/64	1.841
											1 51/64	1.854
											1 52/64	1.866
				<b>CS150-3xx</b>	1 49/64	1 52/64					1 53/64	1.878
											1 54/64	1.890
											1 55/64	1.902
											1 56/64	1.915
				<b>CF150-3xx</b>							1 57/64	1.931
											1 58/64	1.943
											1 59/64	1.955
											1 60/64	1.968
				<b>CS150-4xx</b>	1 53/64	1 56/64					1 61/64	1.980
											1 62/64	1.992
											1 63/64	2.005
											2	2.017
				<b>CF150-4xx</b>							2 1/64	2.029
											2 2/64	2.042
											2 3/64	2.054
											2 4/64	2.066
				<b>CS150-5xx</b>	1 57/64	1 60/64					2 5/64	2.079
											2 6/64	2.091
											2 7/64	2.103
											2 8/64	2.116
				<b>CF150-5xx</b>							2 9/64	2.128
											2 10/64	2.140
											2 11/64	2.153
											2 12/64	2.165
				<b>CS150-6xx</b>	1 61/64	2					2 13/64	2.177
											2 14/64	2.190
											2 15/64	2.202
											2 16/64	2.215
				<b>CF150-6xx</b>							2 17/64	2.227
											2 18/64	2.239
											2 19/64	2.252
											2 20/64	2.264
				<b>CS150-7xx</b>	2 1/64	2 4/64					2 21/64	2.276
											2 22/64	2.289
											2 23/64	2.301
											2 24/64	2.313
<b>CF150-7xx</b>							2 5/64	2.079				
							2 6/64	2.091				
							2 7/64	2.103				
							2 8/64	2.116				
<b>CS150-8xx</b>	2 5/64	2 8/64					2 9/64	2.128				
							2 10/64	2.140				
							2 11/64	2.153				
							2 12/64	2.165				
<b>CF150-8xx</b>							2 13/64	2.177				
							2 14/64	2.190				
							2 15/64	2.202				
							2 16/64	2.215				
<b>CS150-9xx</b>	2 9/64	2 12/64					2 17/64	2.227				
							2 18/64	2.239				
							2 19/64	2.252				
							2 20/64	2.264				
<b>CF150-9xx</b>							2 21/64	2.276				
							2 22/64	2.289				
							2 23/64	2.301				
							2 24/64	2.313				
<b>CS150-10xx</b>	2 13/64	2 16/64					2 21/64	2.276				
							2 22/64	2.289				
							2 23/64	2.301				
							2 24/64	2.313				
<b>CF150-10xx</b>							2 21/64	2.276				
							2 22/64	2.289				
							2 23/64	2.301				
							2 24/64	2.313				
<b>CS150-11xx</b>	2 17/64	2 20/64					2 21/64	2.276				
							2 22/64	2.289				
							2 23/64	2.301				
							2 24/64	2.313				
<b>CF150-11xx</b>							2 21/64	2.276				
							2 22/64	2.289				
							2 23/64	2.301				
							2 24/64	2.313				
<b>CS150-12xx</b>	2 21/64	2 24/64					2 21/64	2.276				
							2 22/64	2.289				
							2 23/64	2.301				
							2 24/64	2.313				
<b>CF150-12xx</b>							2 21/64	2.276				
							2 22/64	2.289				
							2 23/64	2.301				
							2 24/64	2.313				

## Crimped Recommendation Guide

See pages 4-9 for crimp products.

Hose ID	Cam & Groove Coupler Part #	Cam & Groove Adapter Part #	King Combination Nipple Part #	Sleeve & Ferrule Part #	Hose Range		Hose OD	Crimp Diameter (± 0.005)
					From	To		
2"	<b>200-C-AL</b> <b>200-C-BR</b> <b>200-C-SS</b> <b>RC200EZCR</b> <b>G200-C-ALCR</b> <b>G200-C-BRCR</b> <b>G200-C-SSCR</b>	<b>200-E-AL</b> <b>200-E-BR</b> <b>200-E-SS</b> <b>G200-E-ALCR</b> <b>G200-E-BRCR</b> <b>G200-E-SSCR</b>	<b>ST25CS</b> <b>RST25CS</b> <b>STV25CS</b> <b>RSTV25CS</b> <b>STB25CS</b> <b>RSTB25CS</b>	<b>CS200-1xx</b> <b>CF200-1xx</b>	2 13/64	2 16/64	2 13/64	2.278
							2 14/64	2.290
						2 15/64	2.302	
						2 16/64	2.315	
				<b>CS200-2xx</b> <b>CF200-2xx</b>	2 17/64	2 20/64	2 17/64	2.329
							2 18/64	2.341
							2 19/64	2.354
							2 20/64	2.366
				<b>CS200-3xx</b> <b>CF200-3xx</b>	2 21/64	2 24/64	2 21/64	2.378
							2 22/64	2.390
							2 23/64	2.402
							2 24/64	2.415
				<b>CS200-4xx</b> <b>CF200-4xx</b>	2 25/64	2 28/64	2 25/64	2.431
							2 26/64	2.443
							2 27/64	2.455
							2 28/64	2.468
				<b>CS200-5xx</b> <b>CF200-5xx</b>	2 29/64	2 32/64	2 29/64	2.480
							2 30/64	2.492
							2 31/64	2.505
							2 32/64	2.517
				<b>CS200-6xx</b> <b>CF200-6xx</b>	2 33/64	2 36/64	2 33/64	2.529
							2 34/64	2.542
							2 35/64	2.554
							2 36/64	2.566
				<b>CS200-7xx</b> <b>CF200-7xx</b>	2 37/64	2 40/64	2 37/64	2.579
							2 38/64	2.591
							2 39/64	2.603
							2 40/64	2.616
				<b>CS200-8xx</b> <b>CF200-8xx</b>	2 41/64	2 44/64	2 41/64	2.628
							2 42/64	2.640
							2 43/64	2.653
							2 44/64	2.665
				<b>CS200-9xx</b> <b>CF200-9xx</b>	2 45/64	2 48/64	2 45/64	2.677
							2 46/64	2.690
							2 47/64	2.702
							2 48/64	2.715
				<b>CS200-10xx</b> <b>CF200-10xx</b>	2 49/64	2 52/64	2 49/64	2.727
							2 50/64	2.739
							2 51/64	2.752
							2 52/64	2.764
				<b>CS200-11xx</b> <b>CF200-11xx</b>	2 53/64	2 56/64	2 53/64	2.776
							2 54/64	2.789
							2 55/64	2.801
							2 56/64	2.813
				<b>CS200-12xx</b> <b>CF200-12xx</b>	2 57/64	2 60/64	2 57/64	2.826
							2 58/64	2.838
							2 59/64	2.850
							2 60/64	2.863

## Crimped Recommendation Guide

See pages 4-9 for crimp products.

Hose ID	Cam & Groove Coupler Part #	Cam & Groove Adapter Part #	King Combination Nipple Part #	Sleeve & Ferrule Part #	Hose Range		Hose OD	Crimp Diameter (± 0.005)
					From	To		
3"	<b>300-C-AL</b> <b>300-C-BR</b> <b>300-C-SS</b> <b>RC300EZCR</b> <b>G300-C-ALCR</b> <b>G300-C-BRCR</b> <b>G300-C-SSCR</b>	<b>300-E-AL</b> <b>300-E-BR</b> <b>300-E-SS</b> <b>G300-E-ALCR</b> <b>G300-E-BRCR</b> <b>G300-E-SSCR</b>	<b>ST35CS</b> <b>RST35CS</b> <b>STV35CS</b> <b>RSTV35CS</b> <b>STB35CS</b> <b>RSTB35CS</b>	<b>CS300-1xx</b> <b>CF300-1xx</b>	3 13/64	3 16/64	3 13/64	3.333
							3 14/64	3.345
				<b>CS300-2xx</b> <b>CF300-2xx</b>	3 17/64	3 20/64	3 15/64	3.357
							3 16/64	3.370
							3 17/64	3.384
							3 18/64	3.396
				<b>CS300-3xx</b> <b>CF300-3xx</b>	3 21/64	3 24/64	3 19/64	3.409
							3 20/64	3.421
							3 21/64	3.433
							3 22/64	3.445
				<b>CS300-4xx</b> <b>CF300-4xx</b>	3 25/64	3 28/64	3 23/64	3.457
							3 24/64	3.470
							3 25/64	3.486
							3 26/64	3.498
				<b>CS300-5xx</b> <b>CF300-5xx</b>	3 29/64	3 32/64	3 27/64	3.510
							3 28/64	3.523
							3 29/64	3.535
							3 30/64	3.547
				<b>CS300-6xx</b> <b>CF300-6xx</b>	3 33/64	3 36/64	3 31/64	3.560
							3 32/64	3.572
							3 33/64	3.584
							3 34/64	3.597
				<b>CS300-7xx</b> <b>CF300-7xx</b>	3 37/64	3 40/64	3 35/64	3.609
							3 36/64	3.621
							3 37/64	3.634
							3 38/64	3.646
				<b>CS300-8xx</b> <b>CF300-8xx</b>	3 41/64	3 44/64	3 39/64	3.658
							3 40/64	3.671
							3 41/64	3.683
							3 42/64	3.695
				<b>CS300-9xx</b> <b>CF300-9xx</b>	3 45/64	3 48/64	3 43/64	3.708
							3 44/64	3.720
							3 45/64	3.732
							3 46/64	3.745
				<b>CS300-10xx</b> <b>CF300-10xx</b>	3 49/64	3 52/64	3 47/64	3.757
							3 48/64	3.770
							3 49/64	3.782
							3 50/64	3.794
				<b>CS300-11xx</b> <b>CF300-11xx</b>	3 53/64	3 56/64	3 51/64	3.807
							3 52/64	3.819
							3 53/64	3.831
							3 54/64	3.844
				<b>CS300-12xx</b> <b>CF300-12xx</b>	3 57/64	3 60/64	3 55/64	3.856
							3 56/64	3.868
							3 57/64	3.881
							3 58/64	3.893
				<b>CS300-13xx</b> <b>CF300-13xx</b>	3 61/64	4	3 59/64	3.905
							3 60/64	3.918
							3 61/64	3.930
							3 62/64	3.942
				<b>CS300-14xx</b> <b>CF300-14xx</b>	4 1/64	4 4/64	3 63/64	3.955
							4	3.967
							4 1/64	3.979
							4 2/64	3.992
				<b>CS300-15xx</b> <b>CF300-15xx</b>	4 5/64	4 8/64	4 3/64	4.004
							4 4/64	4.016
							4 5/64	4.029
							4 6/64	4.041
				<b>CS300-16xx</b> <b>CF300-16xx</b>	4 9/64	4 12/64	4 7/64	4.053
							4 8/64	4.066
							4 9/64	4.078
							4 10/64	4.090
							4 11/64	4.103
							4 12/64	4.115

## Crimped Recommendation Guide

See pages 4-9 for crimp products.

Hose ID	Cam & Groove Coupler Part #	Cam & Groove Adapter Part #	King Combination Nipple Part #	Sleeve & Ferrule Part #	Hose Range		Hose OD	Crimp Diameter (± 0.005)				
					From	To						
4"	<b>400-C-AL</b> <b>400-C-BR</b> <b>400-C-SS</b> <b>RC400EZCR</b> <b>G400-C-ALCR</b> <b>G400-C-BRCR</b> <b>G400-C-SSCR</b>	<b>400-E-AL</b> <b>400-E-BR</b> <b>400-E-SS</b> <b>G400-E-ALCR</b> <b>G400-E-BRCR</b> <b>G400-E-SSCR</b>	<b>ST40CS</b> <b>RST40CS</b> <b>STV40CS</b> <b>RSTV40CS</b> <b>STB40CS</b> <b>RSTB40CS</b>	<b>CS400-1xx</b> <b>CF400-1xx</b>	4 13/64	4 16/64	4 13/64	4.333				
							4 14/64	4.345				
											4 15/64	4.357
											4 16/64	4.370
								<b>CS400-2xx</b> <b>CF400-2xx</b>	4 17/64	4 20/64	4 17/64	4.384
											4 19/64	4.409
											4 20/64	4.421
								<b>CS400-3xx</b> <b>CF400-3xx</b>	4 21/64	4 24/64	4 21/64	4.433
											4 23/64	4.457
											4 24/64	4.470
								<b>CS400-4xx</b> <b>CF400-4xx</b>	4 25/64	4 28/64	4 25/64	4.486
											4 27/64	4.510
											4 28/64	4.523
								<b>CS400-5xx</b> <b>CF400-5xx</b>	4 29/64	4 32/64	4 29/64	4.535
											4 31/64	4.560
											4 32/64	4.572
								<b>CS400-6xx</b> <b>CF400-6xx</b>	4 33/64	4 36/64	4 33/64	4.584
											4 35/64	4.609
											4 36/64	4.621
								<b>CS400-7xx</b> <b>CF400-7xx</b>	4 37/64	4 40/64	4 37/64	4.634
											4 39/64	4.658
											4 40/64	4.671
								<b>CS400-8xx</b> <b>CF400-8xx</b>	4 41/64	4 44/64	4 41/64	4.683
											4 43/64	4.708
											4 44/64	4.720
								<b>CS400-9xx</b> <b>CF400-9xx</b>	4 45/64	4 48/64	4 45/64	4.732
											4 47/64	4.757
											4 48/64	4.770
								<b>CS400-10xx</b> <b>CF400-10xx</b>	4 49/64	4 52/64	4 49/64	4.782
											4 51/64	4.807
											4 52/64	4.819
								<b>CS400-11xx</b> <b>CF400-11xx</b>	4 53/64	4 56/64	4 53/64	4.831
											4 55/64	4.856
											4 56/64	4.868
								<b>CS400-12xx</b> <b>CF400-12xx</b>	4 57/64	4 60/64	4 57/64	4.881
											4 59/64	4.905
											4 60/64	4.918
								<b>CS400-13xx</b> <b>CF400-13xx</b>	4 61/64	5	4 61/64	4.930
											4 63/64	4.955
											5	4.967
								<b>CS400-14xx</b> <b>CF400-14xx</b>	5 1/64	5 4/64	5 1/64	4.979
							5 3/64	5.004				
							5 4/64	5.016				
				<b>CS400-15xx</b> <b>CF400-15xx</b>	5 5/64	5 8/64	5 5/64	5.029				
									5 6/64	5.041		
							5 7/64	5.053				
							5 8/64	5.066				
				<b>CS400-16xx</b> <b>CF400-16xx</b>	5 9/64	5 12/64	5 9/64	5.078				
									5 10/64	5.090		
							5 11/64	5.103				
							5 12/64	5.115				

## Crimped Recommendation Guide

See pages 4-9 for crimp products.

Hose ID	Cam & Groove Coupler Part #	Cam & Groove Adapter Part #	King Combination Nipple Part #	Sleeve & Ferrule Part #	Hose Range		Hose OD	Crimp Diameter (± 0.005)			
					From	To					
6"	<b>600-C-AL</b> <b>600-C-BR</b> <b>600-C-SS</b> <b>RC600EZCR</b> <b>G600-C-ALCR</b> <b>G600-C-BRCR</b> <b>G600-C-SSCR</b>	<b>600-E-AL</b> <b>600-E-BR</b> <b>600-E-SS</b> <b>G600-E-ALCR</b> <b>G600-E-BRCR</b> <b>G600-E-SSCR</b>	<b>ST60CS</b> <b>RST60CS</b> <b>STV60CS</b> <b>RSTV60CS</b> <b>STB60CS</b> <b>RSTB60CS</b>	<b>CS600-1xx</b> <b>CF600-1xx</b>	6 21/64	6 28/64	6 21/64	6.504			
							6 22/64	6.516			
							6 23/64	6.528			
							6 24/64	6.541			
							6 25/64	6.553			
							6 26/64	6.565			
							6 27/64	6.577			
							6 28/64	6.589			
							<b>CS600-2xx</b> <b>CF600-2xx</b>	6 29/64	6 36/64	6 29/64	6.606
										6 30/64	6.618
				6 31/64	6.631						
				6 32/64	6.643						
				6 33/64	6.655						
				6 34/64	6.668						
				6 35/64	6.680						
				6 36/64	6.692						
				<b>CS600-3xx</b> <b>CF600-3xx</b>	6 37/64	6 44/64				6 37/64	6.705
										6 38/64	6.717
							6 39/64	6.729			
							6 40/64	6.742			
							6 41/64	6.754			
							6 42/64	6.766			
							6 43/64	6.779			
							6 44/64	6.791			
							<b>CS600-4xx</b> <b>CF600-4xx</b>	6 45/64	6 52/64	6 45/64	6.803
										6 46/64	6.816
				6 47/64	6.828						
				6 48/64	6.841						
				6 49/64	6.853						
				6 50/64	6.865						
				6 51/64	6.878						
				6 52/64	6.890						
				<b>CS600-5xx</b> <b>CF600-5xx</b>	6 53/64	6 60/64				6 53/64	6.902
										6 54/64	6.915
							6 55/64	6.927			
							6 56/64	6.939			
							6 57/64	6.952			
							6 58/64	6.964			
							6 59/64	6.976			
							6 60/64	6.989			
							<b>CS600-6xx</b> <b>CF600-6xx</b>	6 61/64	7 4/64	6 61/64	7.001
										6 62/64	7.013
				6 63/64	7.026						
				7	7.038						
				7 1/64	7.050						
				7 2/64	7.063						
				7 3/64	7.075						
				7 4/64	7.087						
				<b>CS600-7xx</b> <b>CF600-7xx</b>	7 5/64	7 12/64				7 5/64	7.100
										7 6/64	7.112
							7 7/64	7.124			
							7 8/64	7.137			
							7 9/64	7.149			
							7 10/64	7.161			
							7 11/64	7.174			
							7 12/64	7.186			
							<b>CS600-8xx</b> <b>CF600-8xx</b>	7 13/64	7 20/64	7 13/64	7.198
										7 14/64	7.211
				7 15/64	7.223						
				7 16/64	7.236						
				7 17/64	7.248						
				7 18/64	7.260						
				7 19/64	7.273						
				7 20/64	7.285						
				<b>CS600-9xx</b> <b>CF600-9xx</b>	7 21/64	7 28/64				7 21/64	7.297
										7 22/64	7.310
							7 23/64	7.322			
							7 24/64	7.334			
							7 25/64	7.347			
							7 26/64	7.359			
							7 27/64	7.371			
							7 28/64	7.384			



Dixon is recognized as the premier manufacturer and supplier of hose fittings and accessories spanning a wide range of industrial uses. Dixon's reach includes products for food, dairy processing, beverage and brewery, mobile tankers, mining, construction, chemical processing, petroleum, oilfields, refining and manufacturing.

[dixonvalve.com](http://dixonvalve.com) • *Customer Service:* 877.963.4966



*The Right Connection®*

**Dixon Valve**

800 High Street, Chestertown, MD 21620

ph: 877.963.4966

fx: 800.283.4966



Dixon Customer Service



Facebook Page



YouTube Videos