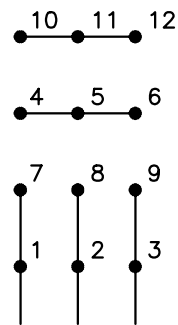


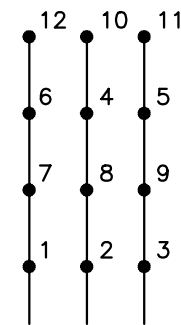
LOW VOLTAGE

START (2Y)



LINE

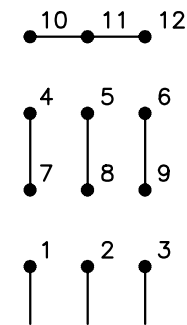
RUN (2D)



LINE

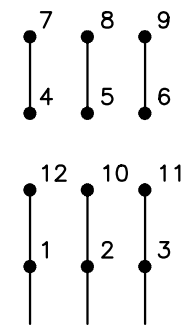
HIGH VOLTAGE

START (1Y)



LINE

RUN (1D)



LINE

NOTES:

1. INTERCHANGE ANY TWO LINE LEADS TO REVERSE ROTATION.
2. OPTIONAL THERMOSTATS ARE PROVIDED WHEN SPECIFIED.
3. ACTUAL NUMBER OF INTERNAL PARALLEL CIRCUITS MAY BE A MULTIPLE OF THOSE SHOWN ABOVE.
4. LEAD COLORS ARE OPTIONAL. LEADS MUST ALWAYS BE NUMBERED AS SHOWN.

REV. DESC: REVISE TO SHOW OPTIONAL COLORS

REV. LTR: C | BY: JLP | REVISED: 01/19/99 4:24 | TDR: 0171435

CD0104

FILE: AAA00008377 | MDL: -
MTL: -

BALDOR ELECTRIC Co.

3PH, DV, 12 LEADS, Y START/D RUN