

PRODUCT INFORMATION PACKET



Model No: SF4B100TSC61Y

Catalog No: LM32659

..100HP..1800RPM.405TSC.TEFC.230/460V.3PH.60HZ.CONT.40C..RIGID-C.....

Totally Enclosed Fan Cooled (TEFC)



Regal and Leeson are trademarks of Regal Beloit Corporation or one of its affiliated companies.

©2018 Regal Beloit Corporation, All Rights Reserved. MC017097E



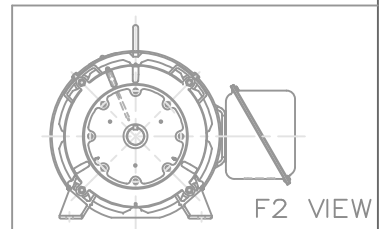
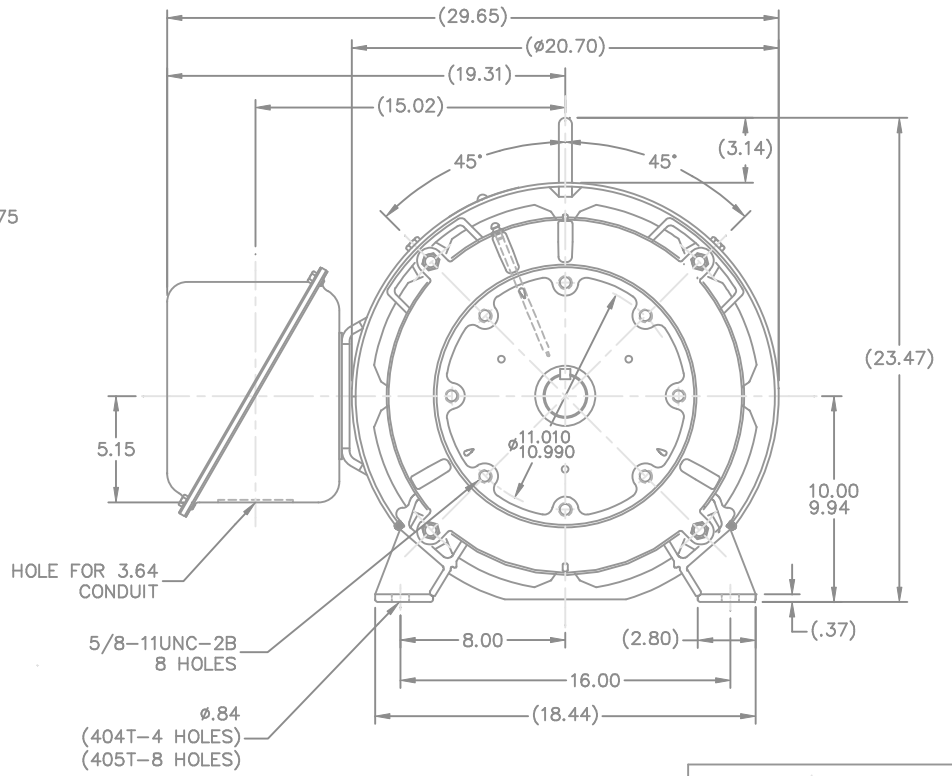
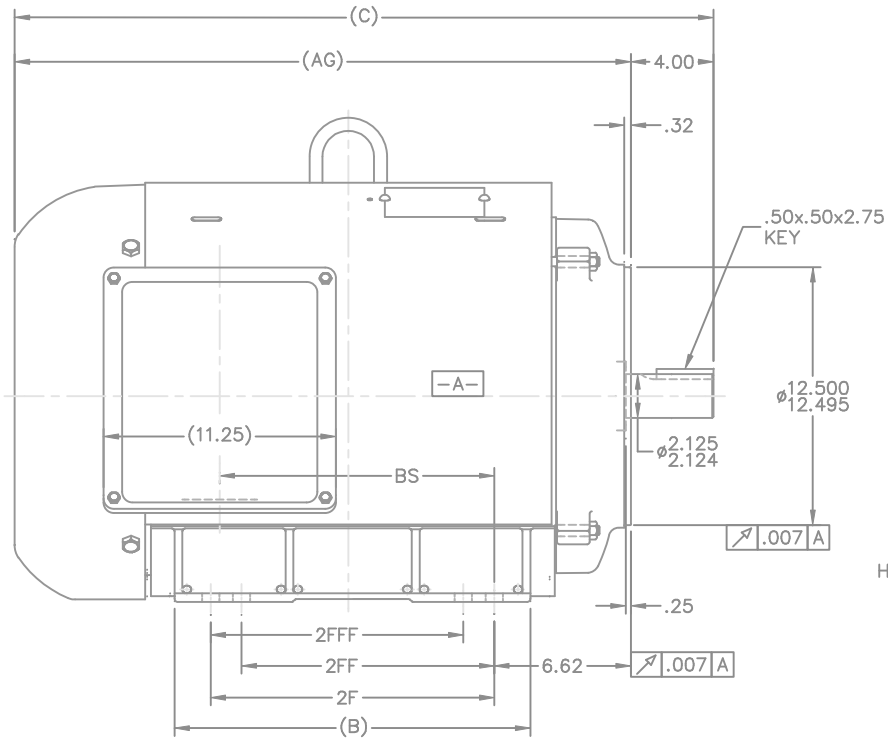


Nameplate Specifications

Output HP	100 Hp	Output KW	75.0 kW
Frequency	60 Hz	Voltage	230/460 V
Current	244.0/122.0 A	Speed	1785 rpm
Service Factor	1.15	Phase	3
Efficiency	95.4 %	Duty	Continuous
Insulation Class	F	Design Code	B
KVA Code	G	Frame	405TSC
Enclosure	Totally Enclosed Fan Cooled	Overload Protector	No
Ambient Temperature	40 °C	Drive End Bearing Size	315
Opp Drive End Bearing Size	313	UL	Recognized
CSA	N	CE	Y
IP Code	43		

Technical Specifications

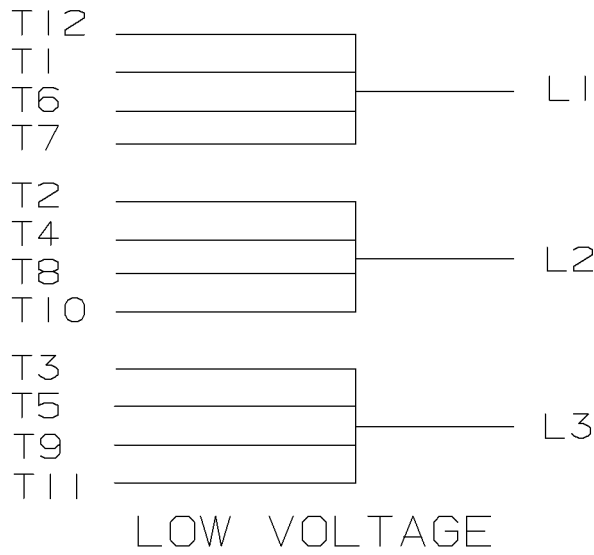
Electrical Type	Squirrel Cage Induction Run	Starting Method	Wye Start Delta Run
Poles	4	Rotation	Reversible
Mounting	Rigid base	Motor Orientation	HORIZONTAL
Drive End Bearing	BALL	Opp Drive End Bearing	BALL
Frame Material	Rolled Steel	Shaft Type	TS
Overall Length	33.87 in	Frame Length	19.46 in
Shaft Diameter	2.125 in	Shaft Extension	4.25 in
Assembly/Box Mounting	F1/F2 CAPABLE		
Outline Drawing	XJ2F1SC2-1946	Connection Diagram	A-EE7308AA-LN



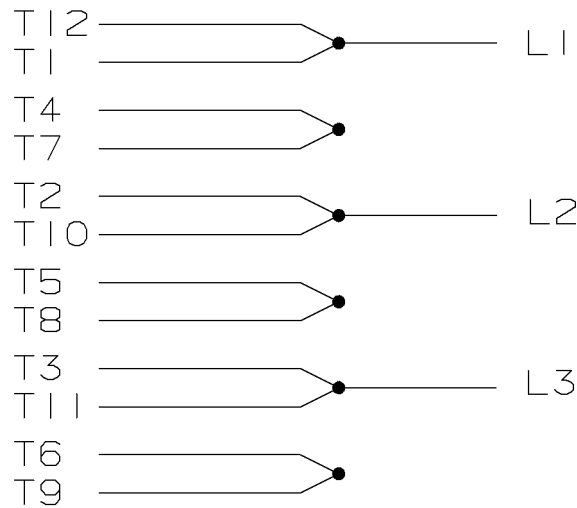
NOTES:
 1. CONDUIT BOX CAN BE ROTATED IN 90° STEPS.
 2. NAMEPLATES TO BE READ FROM CONDUIT BOX SIDE OF MOTOR.

DASH	FRAME	C	AG	B	2F	2FF	2FFF	BS
1796	404TSC	32.37	28.37	15.75	12.25	---	---	11.81
1946	405TSC	33.87	29.87	17.25	13.75	12.25	12.25	13.31

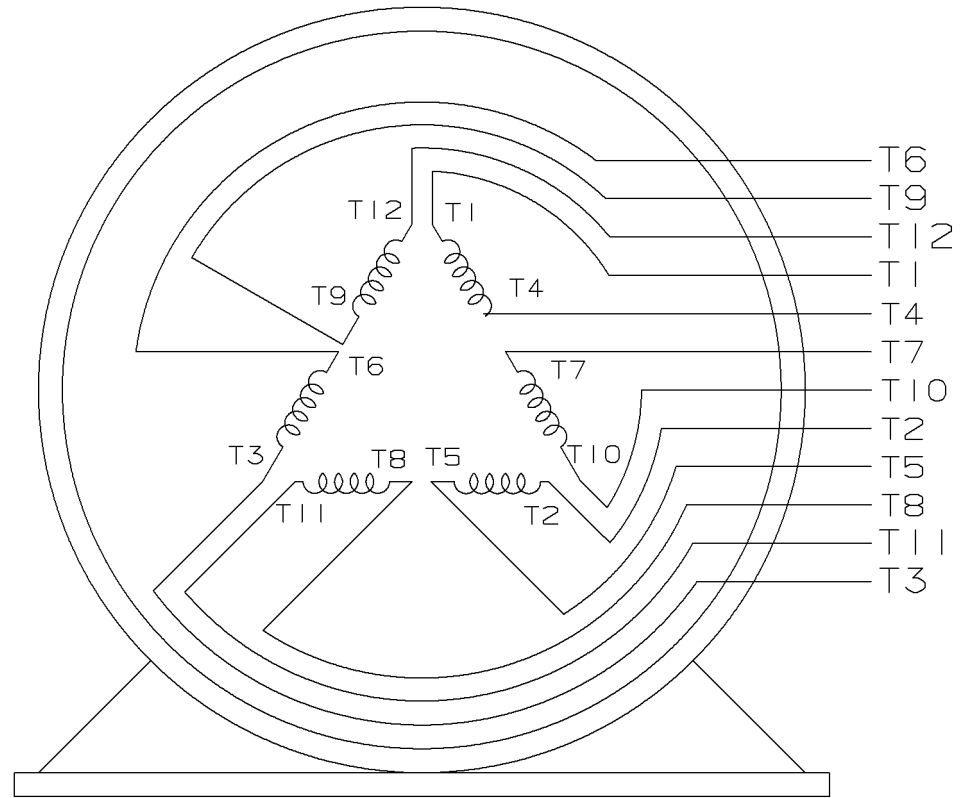
		TOLERANCES UNLESS SPECIFIED		Lincoln MOTORS		DRAWN TJB 11-28-2001	
		DEC.	INCHES			CHK	ML 11-28-2001
		.X	±.1			APPD	GK 11-28-2001
		.XX	±.03	TITLE OUTLINE		SCALE	1=6
		.XXX	±.005	400TSC -TEFC -UEI -D.E. C' FACE		REF	
		.XXXX	±.0005	MAT'L		FMF	
NO.	REVISION	BY & DATE	CHK	ANG	FINISH	PREV	
THIS DRAWING IN DESIGN AND DETAIL IS OUR PROPERTY AND MUST NOT BE USED EXCEPT IN CONNECTION WITH OUR WORK ALL RIGHTS OF DESIGN AND INVENTION ARE RESERVED THIS IS AN ELECTRONICALLY GENERATED DOCUMENT - DO NOT SCALE THIS PRINT		RFP	11-28-2001	CAD FILE	xj2f1sc2	SIZE	DRAWING NO. PAGE OF REV.
		DIST	BY	B	XJ2F1SC2	2	



LOW VOLTAGE



HIGH VOLTAGE



VIEW OF TERMINAL END

					UNLESS OTHERWISE SPECIFIED DIMENSIONS ARE IN INCHES TOL. ON XX±.02 XXX±.005 XXXX±.0005 ANGLES± 7'30"			
2	08-09-1999	RE-ISSUE, ADDED '-' TO PART NUMBER	BLR		MAX. SURFACE ROUGHNESS UNLESS OTHERWISE NOTED		DRAWN BY TRB	07-16-1999
1	06-18-1999	NEW DRAWING	TRB	FINISH		CHKD BY ML	06-18-1999	
				MATERIAL		APPD BY GK	06-18-1999	
REV	DATE	CHANGE	NAME	PART NAME 3 PHASE CONNECTION DIAGRAM 2/1 DELTA - 12 LEADS				DRWG NO A- EE7308AA-LN

PURCHASED

CADD FILE NO.

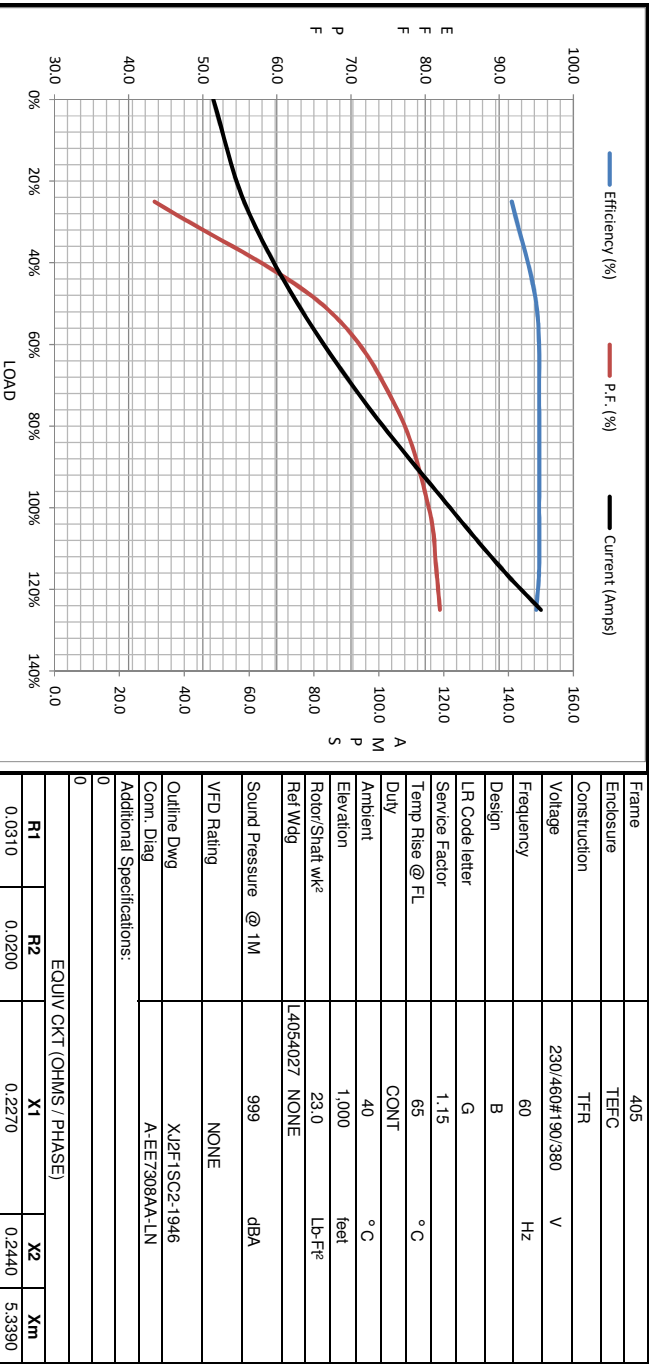
EE7308AALN

ERROR: undefined
OFFENDING COMMAND: Pscrip
STACK :



Motor Load Data						
Load	0%	25%	50%	75%	100%	LR
Current (Amps)	49.0	58.5	75.0	96.5	122	725
Torque (ft-lb)	0.00	73.0	147	220	294	650
RPM	1800	1795	1792	1788	1785	0
Efficiency (%)		91.7	95.0	95.4	95.4	
P.F. (%)	3.0	43.5	66.0	76.0	80.5	82.0

Motor Speed Data						Information Block																				
Speed (RPM)	LR	Pull-Up	BD	Rated	Idle	HP	Sync. RPM	Frame	Enclosure	Construction	Voltage	Frequency	Design	LR Code letter	Service Factor	Temp Rise @ FL	Duty	Ambient	Elevation	Rotor/Shaft wk ²	Ref Wdg	Sound Pressure @ 1M	VFD Rating	Outline Dwg	Conn. Diag	Additional Specifications:
0		900	1700	1795	1800	1000.0	1800	405	TEFC	TFR	230/460#190/380	60	B	G	1.15	65	CONT	40 °C	1,000	23.0	NONE	999	NONE	X12F1SC2-1946	A-EE7308AA-LN	
Current (Amps)	725	650	475	122	49.0																					
Torque (ft-lb)	650	585	750	294	0.00																					



EQUIV CKT (OHMS / PHASE)				
R1	R2	X1	X2	Xm
0.0310	0.0200	0.2270	0.2440	5.3390

