



## PE587UZ-300-6C

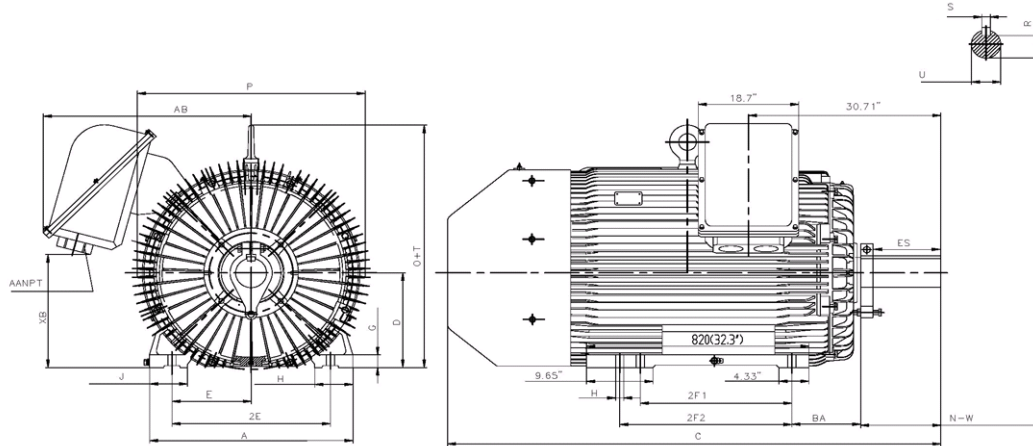
**CRUSHER DUTY MOTOR**

**HIGH TORQUE / HIGH EFFICIENCY DESIGN**

**TOTALLY ENCLOSED FAN COOLED**

**HEAVY DUTY CAST IRON CONSTRUCTION**

**Factory Certified for T2B Class I, Division II, Groups A,B,C & D and Class II, Division II, Groups F & G**



### DIMENSIONS

HP	RPM	Frame	MOUNTING														
			A	B	C	D	G	H	J	E	2E	2F1	2F2	O	P	T	BA
300	1200	587UZ	29.53	32.38	71.65	14.5	1.97	1.18	5.51	11.5	23	22	25	31.1	31.89	5.88	10

Shaft Extension, Key Set						Conduit Box		Bearings		Mount
U	V	R	S	ES	N-W	AA	AB	DE	ODE	
4.375	11.25	3.817	1	10	11.625	2 X 3"	28.15	NU324	6319	F1

**BEARING LUBRICATION:** The bearings come lubricated with Mobil Polyrex EM Polyurea Grease. It is recommended that you add some additional lubrication when the motor is installed.

Three options (brands) for suitable lubrication include, but are not limited to, the following:

- 1.) Mobil Polyrex EM
- 2.) Citco Polyurea MP
- 3.) Conoco Phillips Polytac EP





## PE587UZ-300-6C

**CRUSHER DUTY MOTOR**

**HIGH TORQUE / HIGH EFFICIENCY DESIGN**

**TOTALLY ENCLOSED FAN COOLED**

**HEAVY DUTY CAST IRON CONSTRUCTION**


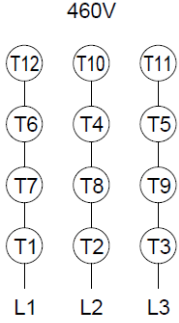


**Factory Certified for T2B Class I, Division II, Groups A,B,C & D and Class II, Division II, Groups F & G**

### PERFORMANCE DATA

HP	RPM	Frame	Voltage	Frequency (Hz)	Full Load S.F.	Insulation Class	NEMA Design	Slip (%)	NEMA Code	Enclosure Type	IP Rating	Max. Ambient
300	1188	587UZ	460	60	1.15	F	C	1.0	G	TEFC	55	40 °C

Amps (460V)		Efficiency (%)			Power Factor			Torque (ft-lb)			DE Bearing	ODE Bearing	Connection	Weight (lbs.)
FLA	LRA	100%	75%	50%	100%	75%	50%	FLT	LRT %	BDT %				
332	2200	95.0	94.5	94.0	0.85	0.82	0.76	1328	200	230	NU324	6319	12 Lead Δ	5330.6

### NAME PLATE

										<b>AC INDUCTION MOTOR</b> HIGH EFFICIENCY DESIGN CRUSHER DUTY MOTOR										CONNECTION DIAGRAMS		
CAT. NO. PE587UZ-300-6C				FRAME 587UZ			PHASE 3		ENCL. TEFC													
RATING CONT			INS. CLASS F			CONN. 12 Lead Δ																
DE BRG. NU324			ODE BRG. 6319			LUB. Mobil Polyrex EM																
MAX. AMB. 40 °C			WEIGHT 5330.6			SER.																
HP 300		RPM 1188		HP 300		RPM 990																
VOLTS 460				VOLTS 380																		
F.L. AMPS 332				F.L. AMPS 401.9																		
S.F. AMPS 381.8				S.F. AMPS 401.9																		
S.F. 1.15		DESIGN C		CODE G		S.F. 1.0		DESIGN C		CODE H												
NEMA NOM.EFF 94.5		NOM. P.F. 0.82		NEMA NOM.EFF 95.0		NOM. P.F. 0.85																
NEMA MIN.EFF 94.1		MAX. KVAR 49.2		NEMA MIN.EFF 94.3		MAX. KVAR 52.3																
PLATINUM RTD 3XPT100				SPACE HEATER 1X200W 115V(H1,H2)																		
Designed specifically for use on crushing and pulverizing equipment and other equipment requiring extremely high starting torques and breakdown torques. Hernando, MS 38632								CC041B														

### APPLICATIONS:

Special purpose use on crushing and pulverizing equipment and other industrial equipment requiring extremely high starting torques and breakdown torques.