



PE587UZ-400-4C

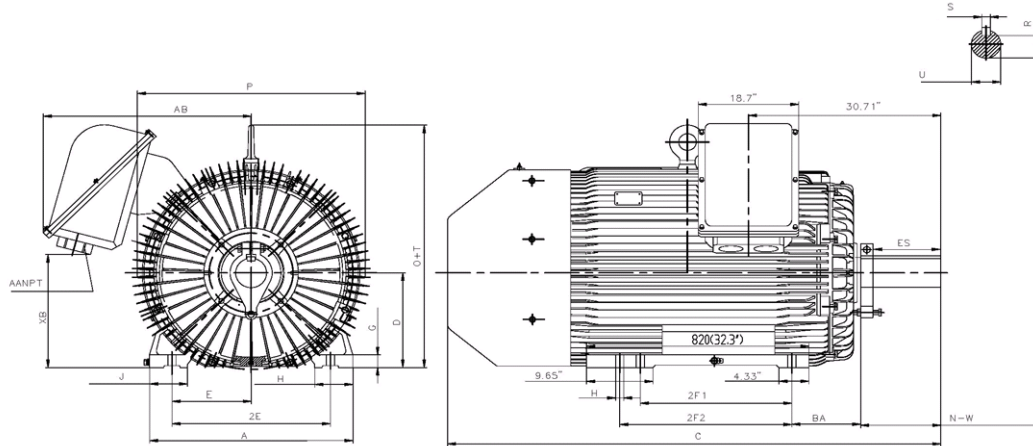
CRUSHER DUTY MOTOR

HIGH TORQUE / PREMIUM EFFICIENCY DESIGN

TOTALLY ENCLOSED FAN COOLED

HEAVY DUTY CAST IRON CONSTRUCTION

Factory Certified for T2B Class I, Division II, Groups A,B,C & D and Class II, Division II, Groups F & G



DIMENSIONS

HP	RPM	Frame	MOUNTING														
			A	B	C	D	G	H	J	E	2E	2F1	2F2	O	P	T	BA
400	1800	587UZ	29.53	32.38	71.65	14.5	1.97	1.18	5.51	11.5	23	22	25	31.1	31.89	5.88	10

Shaft Extension, Key Set						Conduit Box		Bearings		Mount
U	V	R	S	ES	N-W	AA	AB	DE	ODE	
4.375	11.25	3.817	1	10	11.625	2 X 3"	28.15	NU324	6319	F1

BEARING LUBRICATION: The bearings come lubricated with Mobil Polyrex EM Polyurea Grease. It is recommended that you add some additional lubrication when the motor is installed.

Three options (brands) for suitable lubrication include, but are not limited to, the following:

- 1.) Mobil Polyrex EM
- 2.) Citco Polyurea MP
- 3.) Conoco Phillips Polytac EP





PE587UZ-400-4C

CRUSHER DUTY MOTOR

HIGH TORQUE / PREMIUM EFFICIENCY DESIGN

TOTALLY ENCLOSED FAN COOLED

HEAVY DUTY CAST IRON CONSTRUCTION


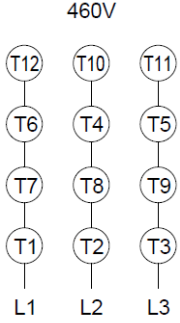


Factory Certified for T2B Class I, Division II, Groups A,B,C & D and Class II, Division II, Groups F & G

PERFORMANCE DATA

HP	RPM	Frame	Voltage	Frequency (Hz)	Full Load S.F.	Insulation Class	NEMA Design	Slip (%)	NEMA Code	Enclosure Type	IP Rating	Max. Ambient
400	1789	587UZ	460	60	1.15	F	C	0.6	G	TEFC	55	40 °C

Amps (460V)		Efficiency (%)			Power Factor			Torque (ft-lb)			DE Bearing	ODE Bearing	Connection	Weight (lbs.)
FLA	LRA	100%	75%	50%	100%	75%	50%	FLT	LRT %	BDT %				
434.9	2900	96.2	95.9	95.3	0.89	0.86	0.84	1176	200	250	NU324	6319	12 Lead Δ	4983

NAME PLATE

										AC INDUCTION MOTOR HIGH EFFICIENCY DESIGN CRUSHER DUTY MOTOR										CONNECTION DIAGRAMS		
CAT. NO. PE587UZ-400-4C				FRAME 587UZ			PHASE 3		ENCL. TEFC													
RATING CONT			INS. CLASS F			CONN. 12 Lead Δ																
DE BRG. NU324			ODE BRG. 6319			LUB. Mobil Polyrex EM																
MAX. AMB. 40 °C			WEIGHT 4983			SER.																
HP 400		RPM 1789		HP 400		RPM 990																
VOLTS 460				VOLTS 380																		
F.L. AMPS 434.9				F.L. AMPS 526.5																		
S.F. AMPS 500.135				S.F. AMPS 526.5																		
S.F. 1.15		DESIGN C		CODE G		S.F. 1.0		DESIGN C		CODE H												
NEMA NOM.EFF 95.9		NOM. P.F. 0.86		NEMA NOM.EFF 95.1		NOM. P.F. 0.89																
NEMA MIN.EFF 95.4		MAX. KVAR 45.3		NEMA MIN.EFF 94.4		MAX. KVAR 48.2																
PLATINUM RTD 3XPT100				SPACE HEATER 1X200W 115V(H1,H2)																		
Designed specifically for use on crushing and pulverizing equipment and other equipment requiring extremely high starting torques and breakdown torques. Hernando, MS 38632								CC041B														

APPLICATIONS:

Special purpose use on crushing and pulverizing equipment and other industrial equipment requiring extremely high starting torques and breakdown torques.