


Unpolished Type A Stub Ends - 14VB

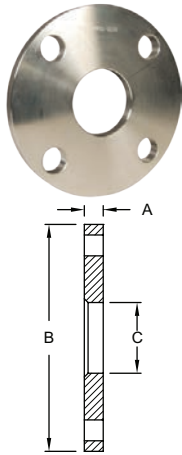
**Feature:**

- typically used with B38SL flanges

Tube OD	Dimensions				316L Stainless Steel	
	A	B	C	D	Part #	Price/E
1"	1.625"	2.000"	1.000"	.065"	14VB-R100	\$67.50
1½"	1.750"	2.875"	1.500"	.065"	14VB-R150	76.65
2"	1.500"	3.625"	2.000"	.065"	14VB-R200	114.95
2½"	2.000"	4.125"	2.500"	.065"	14VB-R250	153.20
3"	2.250"	5.000"	3.000"	.065"	14VB-R300	191.55
4"	2.625"	6.187"	4.000"	.084"	14VB-R400	306.35
6"	3.000"	8.500"	6.000"	.109"	14VB-R600	595.90
8"	3.000"	10.625"	8.000"	.120"	14VB-R800	1002.55

Flanges


Unpolished Slip-On 150# Flanges - B38SL



Tube OD	Dimensions			Number & Diameter Bolt Holes	Bolt Circle	304 Stainless Steel		316L Stainless Steel	
	A	B	C			Part #	Price/E	Part #	Price/E
1"	.375"	4.250"	1.063"	4/.625"	3.125"	B38SL-G100	\$90.25	B38SL-R100	\$125.00
1½"	.375"	5.000"	1.563"	4/.625"	3.875"	B38SL-G150	112.20	B38SL-R150	152.75
2"	.437"	6.000"	2.063"	4/.750"	4.750"	B38SL-G200	138.50	B38SL-R200	256.75
3"	.500"	7.500"	3.063"	4/.750"	6.000"	B38SL-G300	250.60	B38SL-R300	468.05
4"	.562"	9.000"	4.063"	8/.750"	7.500"	B38SL-G400	343.55	B38SL-R400	663.60
6"	.562"	11.000"	6.063"	8/.875"	9.500"	B38SL-G600	530.85	B38SL-R600	873.20
8"	.687"	13.500"	8.063"	8/.875"	11.750"	B38SL-G800	1061.75	B38SL-R800	1536.65

N

Unpolished Weld Neck Flanges - B38W



Tube OD	Dimensions				Number & Diameter Bolt Holes	Bolt Circle	316L Stainless Steel	
	A	B	C	D			Part #	Price/E
1"	.375"	4.250"	1.000"	.500"	4/.625"	3.125"	B38W-R100	\$216.10
1½"	.375"	5.000"	1.500"	.500"	4/.625"	3.875"	B38W-R150	247.05
2"	.500"	6.000"	2.000"	.625"	4/.750"	4.750"	B38W-R200	295.40
2½"	.500"	7.000"	2.500"	.625"	4/.750"	5.500"	B38W-R250	412.70
3"	.500"	7.500"	3.000"	.625"	4/.750"	6.000"	B38W-R300	471.95
4"	.500"	9.000"	4.000"	.625"	8/.750"	7.500"	B38W-R400	613.90
6"	.500"	11.000"	6.000"	.625"	8/.875"	9.500"	B38W-R600	2562.00
8"	.500"	13.500"	8.000"	.625"	8/.875"	11.750"	B38W-R800	3519.80