



The Right Connection®

Data Sheet

Global Angle Valves



NYFD Approved

*Underwriter's Listed, Factory Mutual Approved,
New York City Board of Standards and Appeals Approved, ULC*



2½" with cast finish shown

AV150-I

AV250-I

Female Inlet

- male NH outlet
- NPT inlet thread only
- aluminum handwheel
- working pressure: 300 PSI
- alloy= yellow DZR brass

available finish:

- cast (standard)
- polished= -P
- chrome= -C



1½" with cast finish shown

AVF150-I

AVF250-I

Double Female

- NPT inlet and outlet only
- aluminum handwheel
- working pressure: 300 PSI
- alloy= yellow DZR brass

available finish:

- cast (standard)
- polished= -P
- chrome= -C



1½" with cast finish shown

AVG250F-I

AVGF250-I

Grooved Inlet

- male NH outlet
- aluminum handwheel
- working pressure: 300 PSI
- alloy= yellow DZR brass

available finish:

- cast (standard)
- polished= -P
- chrome= -C

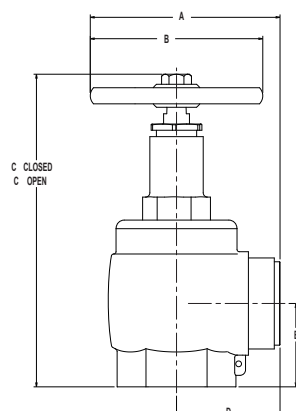
Dimensions

Female Inlet

Size	A	B	C (closed)	C (open)	D	E	Wt. in Lbs.
1½"	4.13"	3.75"	6.80"	7.78"	2.25"	1.81"	4.4
2½"	5.69"	5.00"	9.00"	10.72"	3.19"	2.59"	9.5

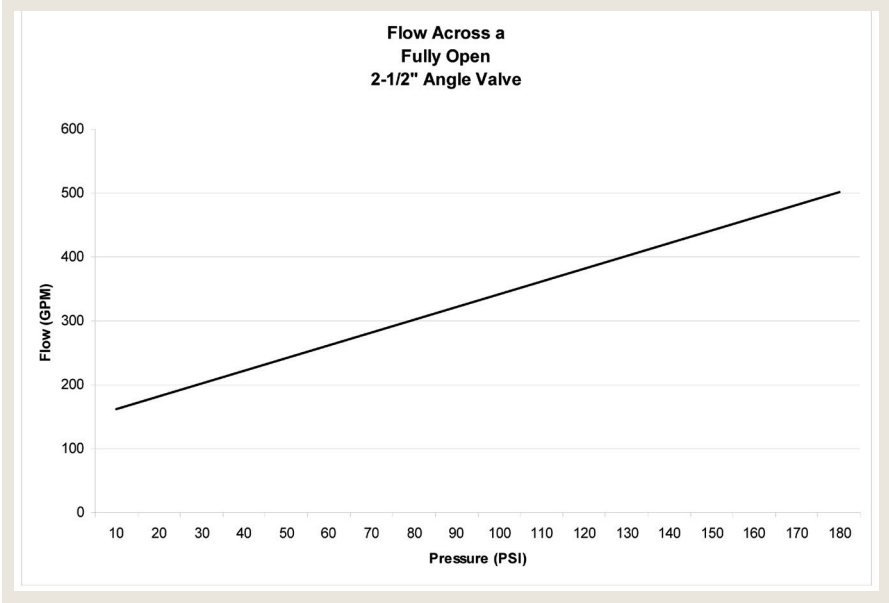
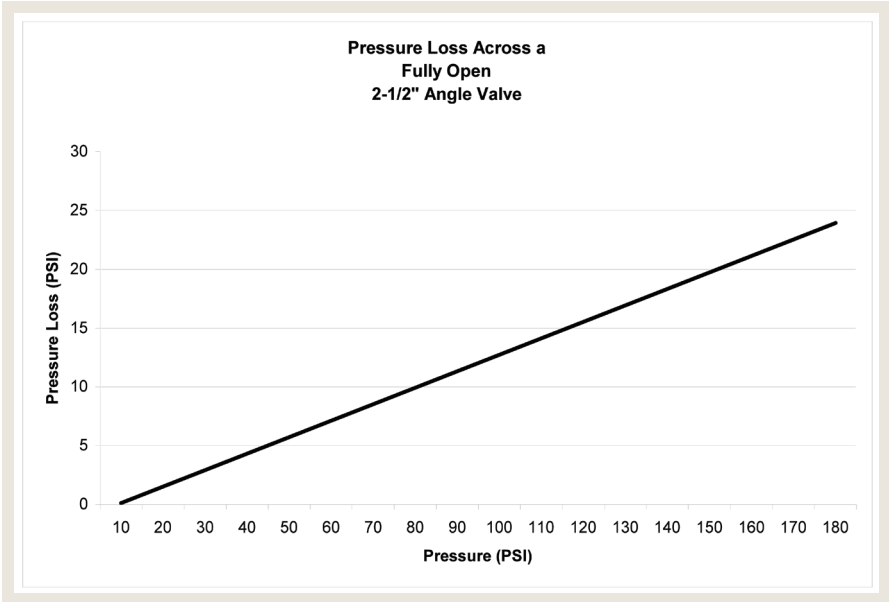
Grooved Inlet

Size	A	B	C (closed)	C (open)	D	E	Wt. in Lbs.
2½"	5.69"	5.00"	10.00"	11.80"	3.19"	3.60"	9.5



Technical Information

Angle Valves



This information is only a general guideline. The company reserves the right to change any portion of this information without notice. Terms and conditions of sale apply and are available on request.

Resistance of valves to flow of water expressed in equivalent feet of straight pipe (Williams and Hazen "C"=120):

- for 1½" figure 14.0 EQFT of pipe
- for 2½" figure 20.0 EQFT of pipe

Dixon Fire

ph: 410.778.2008 • 877.712.6179
fx: 410.778.4702 • 800.283.4966

dixonvalve.com