

DSN12c Multipin - 15 A

Ratings

- **Voltage**
480 VAC Max/480 VDC
 - **Amperage Rating**
15 A Non-Current Interrupting
 - **Environmental Ratings**
Type 4X/IP66/IP67/IP69/IP69K
 - **Temperature Range**
Min -40°F/Max 140°F
See pg 254 for temperatures outside of this range.
 - **Wiring Capacity**
Based on THHN wire sizes.
Min 18 AWG Max 14 AWG
 - **Certifications**
UL 2238, NOM
- See pg 39-40 for DSN12c dimensions.

Receptacle (female)



Inlet (male)



! Don't forget to add installation accessories to your order

North American Configurations

VOLTAGE	POLARITY	PART # POLY	PART # POLY
480 V	11P+G	63-A4001	63-A8001

Main Options



Padlock Pawl

Mushroom Pawl

RECEPTACLE OPTIONS

SUFFIX

Straight Insertion	Recept # -352 ⁵
Mushroom Pawl	Recept # -375
Padlock Pawl	Recept # -843
Self-Returning Lid (Manual Close)	Recept # -NC

Notes:

⁵ This option includes the Self-Returning Lid.



See pages 231-240 for detailed information on these options



Order Example: 480 V DSN12c + mushroom pawl
DSN12c 11P+G Receptacle = 63-A4001-375




INSTALLATION ACCESSORIES – SIZE 1


When properly installed, all accessories meet or exceed the environmental ratings of the devices they are mounted to; unless otherwise noted.


HANDLES

HANDLE WITH NPT		PART # POLY	PART # METAL
	1/2"	511P0N05	791P0N05L
	3/4"	511P0N07	791P0N07L
	1"	511P0N10	791P0N10L

For available cord grips, see pg 159.

POLY HANDLE WITH CORD GRIP	CABLE RANGE	PART #
	.350-.520"	711P0BP6
	.520-.680"	711P0CP5
	.680-.980"	711P0DP4


METAL HANDLE WITH CORD GRIP	CABLE RANGE	PART #
	.438-.500"	791P0BS3L
	.500-.562"	791P0BS4L
	.562-.625"	791P0CS1L
	.625-.750"	791P0CS4L


POLY HANDLE	CABLE RANGE	PART #
	.350-.700"	511P0D18

POLY EXTENDED HANDLE	CABLE RANGE	PART #
	.200-.820"	511P0D21

POLY ANGLED HANDLE	CABLE RANGE	PART #
	.354-.708"	511P6D18


ANGLES


POLY ANGLE			
	MB Box 30°	511M3	
	70°	511M7	Panel mounting only.

METAL ANGLE			
	0°	591M0	
	FS/FD Box 30°	791M3FS	Base measures approximately 4.2" x 2.7". Due to the variation in sizes of FS boxes, please verify that your FS box matches our dimensions, if not call Customer Service for other solutions.
	45°	591M4	


BOXES

POLY CONDUIT ENTRY WITH NPT	ANGLE	SIZE	PART #	Notes
	30°	1/2"	511B3N05	* Interior volume with receptacle installed.
	30°	3/4"	511B3N07	

POLY WALL BOX WITH ANGLE	ANGLE	PART #	Notes
	70°	511C7000	70° poly boxes are not drilled.
			* Interior volume with receptacle installed.


POLY ANGLE WITH METAL BOX WITH NPT	ANGLE	SIZE	PART #	Notes
	70°	1/2"	711C7N05	* Interior volume with receptacle installed.
	70°	3/4"	711C7N07	
	70°	1"	711C7N10	
	70°	1 1/4"	711C7N12	
	70°	1 1/2"	711C7N15	

METAL BOX WITH NPT	ANGLE	SIZE	PART #
	0°	1/2"	7T1F0N05
	0°	3/4"	7T1F0N07
	0°	1"	7T1F0N10
	0°	1 1/4"	7T1F0N12

POLY ANGLE WITH METAL BOX WITH NPT	ANGLE	SIZE	PART #	Notes
	30°	1/2"	711C3N05	* Interior volume with receptacle installed.
	30°	3/4"	711C3N07	
	30°	1"	711C3N10	
	30°	1 1/4"	711C3N12	

NPT on top or bottom (if rotated). For other configurations, contact Customer Service.

MISCELLANEOUS ACCESSORIES

FINGER DRAWPLATES	PART #	Notes
	61-1A346	Set of Two (2) Recommended for cord to cord assembly applications, for easier connector closure.

PROTECTIVE INLET/PLUG CAP	PART #	Notes
	61-1A426	For Inlets/Plugs Only.

PADLOCKABLE INLET/PLUG CAP	PART #	Notes
	61-1A826	For Inlets/Plugs Only.

MULTI-CONTACT REMOVAL TOOL	PART #
	61-CA593

CRIMPER TOOL (GREENLEE OR EQUAL)	PART #
	4CN30

EUROPEAN CRIMPING TOOL	PART #
	61-CA500

RECEPTACLE LOCKING PIN	PART #	Notes
	LP-843	Requires Padlockable Pawl option (-843) on receptacle.