
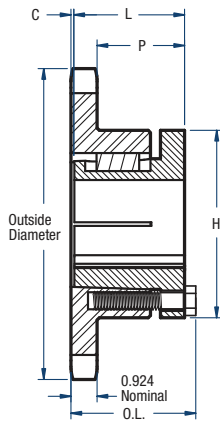


120 Sprockets

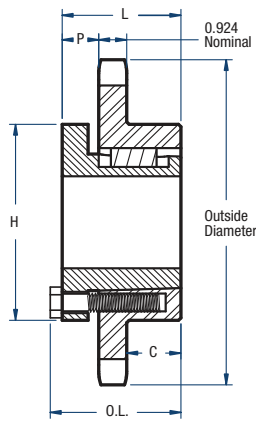
1 1/2" Pitch



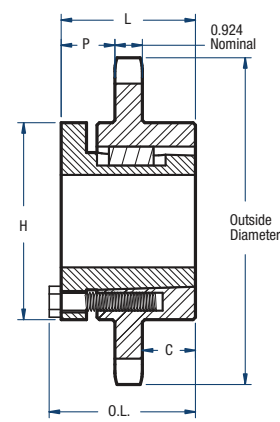
BLACKSTAR®



TYPE 4



TYPE 5



TYPE 6

Single- Split Taper Style


No. of Teeth	Catalog Number	Bushing	Diameters (in)		Type	Max. Bore	Dimensions (in)					Approx. Weight (lbs)	
			Outside	Pitch			OL	L	C	H	P	Bushing Only	Sprocket Only
11	H120Q11	Q1	6.01	5.325	4	2-11/16	2-25/32	2-1/2	0	4-1/8	1-9/16	3.5	4.8
12	H120Q12	Q1	6.50	5.796	4	2-11/16	2-25/32	2-1/2	0	4-1/8	1-9/16	3.5	6.3
13	H120Q13	Q1	6.99	6.269	4	2-11/16	2-25/32	2-1/2	0	4-1/8	1-9/16	3.5	7.9
14	H120Q14	Q1	7.47	6.741	4	2-11/16	2-25/32	2-1/2	0	4-1/8	1-9/16	3.5	9.2
15	H120Q15	Q1	7.96	7.215	4	2-11/16	2-25/32	2-1/2	0	4-1/8	1-9/16	3.5	10.4
16	H120Q16	Q1	8.44	7.689	4	2-11/16	2-25/32	2-1/2	0	4-1/8	1-9/16	3.5	11.8
16	H120R16	R1	8.44	7.689	4	3-3/4	3-5/32	2-7/8	0	5-3/8	1-15/16	7.5	12.0
17	H120Q17	Q1	8.92	8.163	4	2-11/16	2-25/32	2-1/2	0	4-1/8	1-9/16	3.5	13.4
17	H120R17	R1	8.92	8.163	4	3-3/4	3-5/32	2-7/8	0	5-3/8	1-15/16	7.5	13.7
18	H120Q18	Q1	9.41	8.639	4	2-11/16	2-25/32	2-1/2	0	4-1/8	1-9/16	3.5	15.6
18	H120R18	R1	9.41	8.639	4	3-3/4	3-5/32	2-7/8	0	5-3/8	1-15/16	7.5	15.9
19	H120R19	R1	9.89	9.114	4	3-3/4	3-5/32	2-7/8	0	5-3/8	1-15/16	7.5	16.9
20	H120R20	R1	10.37	9.588	4	3-3/4	3-5/32	2-7/8	0	5-3/8	1-15/16	7.5	18.8
21	H120R21	R1	10.85	10.065	4	3-3/4	3-5/32	2-7/8	0	5-3/8	1-15/16	7.5	20.7
22	H120R22	R1	11.33	10.541	4	3-3/4	3-5/32	2-7/8	0	5-3/8	1-15/16	7.5	22.5
23	H120R23	R1	11.81	11.016	4	3-3/4	3-5/32	2-7/8	0	5-3/8	1-15/16	7.5	24.3
24	H120R24	R1	12.29	11.492	4	3-3/4	3-5/32	2-7/8	0	5-3/8	1-15/16	7.5	27.1
25	H120R25	R1	12.77	11.969	4	3-3/4	3-5/32	2-7/8	0	5-3/8	1-15/16	7.5	29.8
26	H120R26	R1	13.25	12.444	5	3-3/4	3-5/32	2-7/8	1-1/16	5-3/8	7/8	7.5	33.3

Sprockets with "H" prefix have hardened teeth.

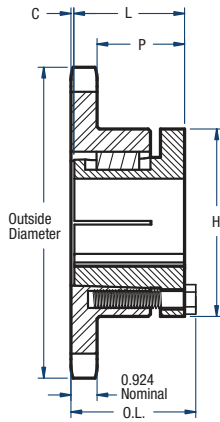
NOTE: Maximum bores shown will accommodate a standard keyseat and a setscrew over the keyseat. Slightly larger bores are possible with no keyseat, a shallow keyseat, or a setscrew at an angle to the keyseat.

120 Sprockets

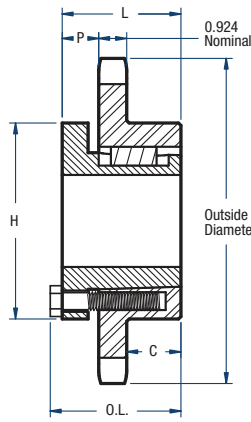
1 1/2" Pitch



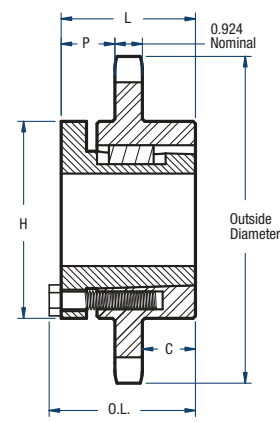
BLACKSTAR®



TYPE 4



TYPE 5



TYPE 6

Single- Split Taper Style

No. of Teeth	Catalog Number	Bushing	Diameters (in)		Type	Max. Bore	Dimensions (in)					Approx. Weight (lbs)	
			Outside	Pitch			OL	L	C	H	P	Bushing Only	Sprocket Only
28	H120R28	R1	14.21	13.397	5	3-3/4	3-5/32	2-7/8	1-1/16	5-3/8	7/8	7.5	38.0
30	H120R30	R1	15.17	14.351	5	3-3/4	3-5/32	2-7/8	1-1/16	5-3/8	7/8	7.5	43.3
32	120R32	R1	16.13	15.303	5	3-3/4	3-5/32	2-7/8	1-1/16	5-3/8	7/8	7.5	49.4
35	120R35	R2	17.57	16.734	6	3-5/8	5-5/32	4-7/8	2	5-3/8	1-15/16	11.0	68.0
36	120R36	R2	18.05	17.211	6	3-5/8	5-5/32	4-7/8	2	5-3/8	1-15/16	11.0	72.0
40	120R40	R2	19.96	19.119	6	3-5/8	5-5/32	4-7/8	2	5-3/8	1-15/16	11.0	82.0
40	120S40	S1	20.92	19.119	5	4-1/4	4-3/4	4-3/8	2-3/8	6-3/8	1-1/16	13.5	83.0
42	120S42	S1	22.35	20.072	5	4-1/4	4-3/4	4-3/8	2-3/8	6-3/8	1-1/16	13.5	90.0
45	120R45	R2	22.35	21.504	6	3-5/8	5-5/32	4-7/8	2	5-3/8	1-15/16	11.0	102.0
45	120S45	S1	22.35	21.504	5	4-1/4	4-3/4	4-3/8	2-3/8	6-3/8	1-1/16	13.5	100.0
48	120S48	S1	23.79	22.935	5	4-1/4	4-3/4	4-3/8	2-3/8	6-3/8	1-1/16	13.5	111.0
54	120S54	S1	26.65	25.797	5	4-1/4	4-3/4	4-3/8	2-3/8	6-3/8	1-1/16	13.5	138.0
60	120R60	R2	29.52	28.661	6	3-5/8	5-5/32	4-7/8	2	5-3/8	1-15/16	11.0	179.0
60	120S60	S1	29.52	28.661	5	4-1/4	4-3/4	4-3/8	2-3/8	6-3/8	1-1/16	13.5	180.0
70	120R70	R2	34.30	33.434	6	3-5/8	5-5/32	4-7/8	2	5-3/8	1-15/16	11.0	148.0
70	120S70	S2	34.30	33.434	5	4-3/16	7-1/8	6-3/4	2-7/8	6-3/8	2-15/16	19.0	167.0
80	120R80	R2	39.08	38.207	6	3-5/8	5-5/32	4-7/8	2	5-3/8	1-15/16	11.0	291.0
80	120S80	S2	39.08	38.207	6	4-3/16	7-1/8	6-3/4	2-7/8	6-3/8	2-15/16	19.0	305.0

Sprockets with "H" prefix have hardened teeth.

NOTE: Maximum bores shown will accommodate a standard keyseat and a setscrew over the keyseat. Slightly larger bores are possible with no keyseat, a shallow keyseat, or a setscrew at an angle to the keyseat.