
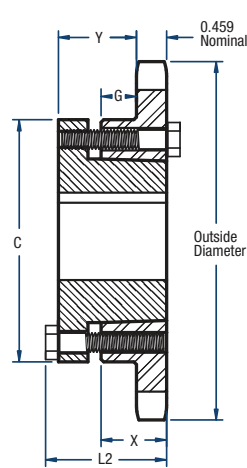


60 Sprockets

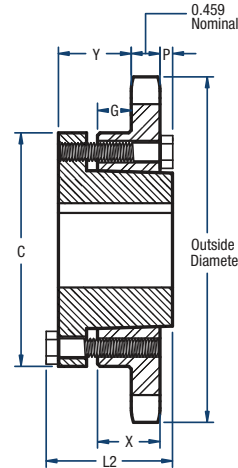
3/4" Pitch



BLACKSTAR®



TYPE B



TYPE B1

Single- QD Style

No. of Teeth	Catalog Number	Bushing	Diameters (in)		Type	Max. Bore	Dimensions (in)					Approx. Weight (lbs)	
			Outside	Pitch			L2	C	Y	G	X	Bushing Only	Sprocket Only
11	H60JA11	JA	3.00	2.663	B	1-1/4	1-1/8	2-1/16	35/64	11/64	5/8	0.9	0.5
12	H60JA12	JA	3.25	2.898	B	1-1/4	1-1/8	2-1/16	35/64	11/64	5/8	0.9	0.6
13	H60JA13	JA	3.49	3.134	B	1-1/4	1-1/8	2-1/16	35/64	11/64	5/8	0.9	0.8
14	H60SH14	SH	3.74	3.371	B	1-5/8	1-7/16	2-11/16	51/64	23/64	13/16	1.0	0.9
15	H60SH15	SH	3.98	3.608	B	1-5/8	1-7/16	2-11/16	51/64	23/64	13/16	1.0	1.1
16	H60SH16	SH	4.22	3.845	B	1-5/8	1-7/16	2-11/16	51/64	23/64	13/16	1.0	1.3
17	H60SDS17	SDS	4.46	4.082	B	2	1-1/2	3-3/16	55/64	19/64	3/4	1.0	1.4
18	H60SDS18	SDS	4.70	4.319	B	2	1-1/2	3-3/16	55/64	19/64	3/4	1.0	1.6
19	H60SDS19	SDS	4.95	4.557	B	2	1-1/2	3-3/16	55/64	19/64	3/4	1.0	1.8
20	H60SDS20	SDS	5.19	4.794	B	2	1-1/2	3-3/16	55/64	19/64	3/4	1.0	2.0
21	H60SDS21	SDS	5.43	5.033	B	2	1-1/2	3-3/16	55/64	19/64	3/4	1.0	2.2
22	H60SDS22	SDS	5.67	5.270	B	2	1-1/2	3-3/16	55/64	19/64	3/4	1.0	2.4
23	H60SDS23	SDS	5.91	5.508	B	2	1-1/2	3-3/16	55/64	19/64	3/4	1.0	2.7
24	H60SDS24	SDS	6.15	5.746	B	2	1-1/2	3-3/16	55/64	19/64	3/4	1.0	2.9
25	H60SDS25	SDS	6.39	5.984	B	2	1-1/2	3-3/16	55/64	19/64	3/4	1.0	3.2
26	H60SK26	SK	6.63	6.222	B	2-5/8	2-1/8	3-7/8	1-27/64	51/64	1-1/4	2.0	4.2
27	H60SK27	SK	6.87	6.461	B	2-5/8	2-1/8	3-7/8	1-27/64	51/64	1-1/4	2.0	4.5
28	H60SK28	SK	7.11	6.698	B	2-5/8	2-1/8	3-7/8	1-27/64	51/64	1-1/4	2.0	4.7
30	H60SK30	SK	7.59	7.175	B	2-5/8	2-1/8	3-7/8	1-27/64	51/64	1-1/4	2.0	5.3
32	60SK32	SK	8.07	7.652	B	2-5/8	2-1/8	3-7/8	1-27/64	51/64	1-1/4	2.0	6.1
35	60SK35	SK	8.78	8.367	B	2-5/8	2-1/8	3-7/8	1-27/64	51/64	1-1/4	2.0	7.4
36	60SK36	SK	9.02	8.606	B	2-5/8	2-1/8	3-7/8	1-27/64	51/64	1-1/4	2.0	7.7
40	60SK40	SK	9.98	9.560	B	2-5/8	2-1/8	3-7/8	1-27/64	51/64	1-1/4	2.0	9.6
42	60SF42	SF	10.46	10.037	B	2-15/16	2-1/4	4-5/8	1-35/64	51/64	1-1/4	2.0	10.8
45	60SF45	SF	11.18	10.752	B	2-15/16	2-1/4	4-5/8	1-35/64	51/64	1-1/4	3.0	12.4
48	60SF48	SF	11.89	11.468	B	2-15/16	2-1/4	4-5/8	1-35/64	51/64	1-1/4	3.0	14.3
54	60SF54	SF	13.33	12.899	B	2-15/16	2-1/4	4-5/8	1-35/64	51/64	1-1/4	3.0	17.0
60	60SF60	SF	14.76	14.330	B	2-15/16	2-1/4	4-5/8	1-35/64	51/64	1-1/4	3.0	20.8
70	60SF70	SF	17.15	16.717	B	2-15/16	2-1/4	4-5/8	1-35/64	51/64	1-1/4	3.0	28.6
72	60SF72	SF	17.63	17.195	B	2-15/16	2-1/4	4-5/8	1-35/64	51/64	1-1/4	3.0	29.6
80	60SF80	SF	19.54	19.103	B	2-15/16	2-1/4	4-5/8	1-35/64	51/64	1-1/4	3.0	38.2
84	60SF84	SF	20.49	20.058	B	2-15/16	2-1/4	4-5/8	1-35/64	51/64	1-1/4	3.0	40.9
96	60SF96	SF	23.36	22.922	B	2-15/16	2-1/4	4-5/8	1-35/64	51/64	1-1/4	3.0	52.4
112	60E112	E	27.18	26.741	B1	3-1/2	2-15/16	6	2-3/16	1-11/64	1-5/8	10.0	73.8

Sprockets with "H" prefix have hardened teeth.

NOTE: Maximum bores shown will accommodate a standard keyseat and a setscrew over the keyseat. Slightly larger bores are possible with no keyseat, a shallow keyseat, or a setscrew at an angle to the keyseat.