
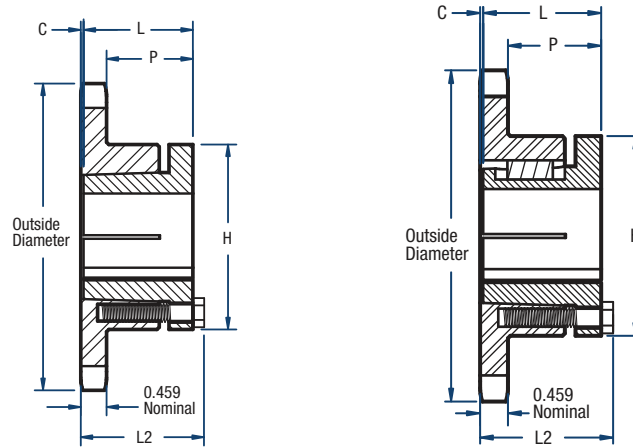


60 Sprockets

3/4" Pitch



BLACKSTAR®



TYPE 3

TYPE 4

Single-Split Taper Style (continued on next page)

No. of Teeth	Catalog Number	Bushing	Diameters (in)		Type	Max. Bore	Dimensions (in)					Approx. Weight (lbs)	
			Outside	Pitch			L2	L	C	H	P	Bushing Only	Sprocket Only
11	H60H11	H	3.00	2.663	3	1-1/2	1-13/16	1-1/4	3/8	2-1/2	1-5/32	0.8	0.7
12	H60H12	H	3.25	2.898	3	1-1/2	1-3/4	1-1/4	5/16	2-1/2	1-3/32	0.8	0.8
13	H60H13	H	3.49	3.134	3	1-1/2	1-1/2	1-1/4	1/16	2-1/2	27/32	0.8	0.8
13	H60P13	P1	3.49	3.134	4	1-3/4	2-3/16	1-15/16	0	3	1-15/32	1.3	1.2
14	H60H14	H	3.74	3.371	3	1-1/2	1-1/2	1-1/4	1/16	2-1/2	27/32	0.8	1.1
14	H60P14	P1	3.74	3.371	4	1-3/4	2-3/16	1-15/16	0	3	1-15/32	1.3	1.4
15	H60H15	H	3.98	3.608	3	1-1/2	1-1/2	1-1/4	1/16	2-1/2	27/32	0.8	1.4
15	H60P15	P1	3.98	3.608	4	1-3/4	2-3/16	1-15/16	0	3	1-15/32	1.3	1.7
16	H60H16	H	4.22	3.845	3	1-1/2	1-1/2	1-1/4	1/16	2-1/2	27/32	0.8	1.3
16	H60P16	P1	4.22	3.845	4	1-3/4	2-3/16	1-15/16	0	3	1-15/32	1.3	1.8
17	H60H17	H	4.46	4.082	3	1-1/2	1-1/2	1-1/4	1/16	2-1/2	27/32	0.8	1.5
17	H60P17	P1	4.46	4.082	4	1-3/4	2-3/16	1-15/16	0	3	1-15/32	1.3	2.1
18	H60H18	H	4.70	4.319	3	1-1/2	1-1/2	1-1/4	1/16	2-1/2	27/32	0.8	1.7
18	H60P18	P1	4.70	4.319	4	1-3/4	2-3/16	1-15/16	0	3	1-15/32	1.3	2.2
19	H60H19	H	4.95	4.557	3	1-1/2	1-1/2	1-1/4	1/16	2-1/2	27/32	0.8	1.9
19	H60P19	P1	4.95	4.557	4	1-3/4	2-3/16	1-15/16	0	3	1-15/32	1.3	2.5
20	H60H20	H	5.19	4.794	3	1-1/2	1-1/2	1-1/4	1/16	2-1/2	27/32	0.8	2.1
20	H60P20	P1	5.19	4.794	4	1-3/4	2-3/16	1-15/16	0	3	1-15/32	1.3	3.1
20	H60Q20	Q1	5.19	4.794	4	2-11/16	2-25/32	2-1/2	0	4-1/8	2-1/32	3.5	3.5
21	H60P21	P1	5.43	5.033	4	1-3/4	2-3/16	1-15/16	0	3	1-15/32	1.3	2.9
21	H60Q21	Q1	5.43	5.033	4	2-11/16	2-25/32	2-1/2	0	4-1/8	2-1/32	3.5	3.6
22	H60H22	H	5.67	5.270	3	1-1/2	1-1/2	1-1/4	1/16	2-1/2	27/32	0.8	2.6
22	H60P22	P1	5.67	5.270	4	1-3/4	2-3/16	1-15/16	0	3	1-15/32	1.3	3.2
22	H60Q22	Q1	5.67	5.270	4	2-11/16	2-25/32	2-1/2	0	4-1/8	2-1/32	3.5	4.0
23	H60P23	P1	5.91	5.508	4	1-3/4	2-3/16	1-15/16	0	3	1-15/32	1.3	3.5
23	H60Q23	Q1	5.91	5.508	4	2-11/16	2-25/32	2-1/2	0	4-1/8	2-1/32	3.5	4.1
24	H60H24	H	6.15	5.746	3	1-1/2	1-1/2	1-1/4	1/16	2-1/2	27/32	0.8	3.0
24	H60P24	P1	6.15	5.746	4	1-3/4	2-3/16	1-15/16	0	3	1-15/32	1.3	3.8
24	H60Q24	Q1	6.15	5.746	4	2-11/16	2-25/32	2-1/2	0	4-1/8	2-1/32	3.5	4.5
25	H60P25	P1	6.39	5.984	4	1-3/4	2-3/16	1-15/16	0	3	1-15/32	1.3	4.1
25	H60Q25	Q1	6.39	5.984	4	2-11/16	2-25/32	2-1/2	0	4-1/8	2-1/32	3.5	5.9
26	H60P26	P1	6.63	6.222	4	1-3/4	2-3/16	1-15/16	0	3	1-15/32	1.3	4.3
26	H60Q26	Q1	6.63	6.222	4	2-11/16	2-25/32	2-1/2	0	4-1/8	2-1/32	3.5	6.3
27	H60P27	P1	6.87	6.461	4	1-3/4	2-3/16	1-15/16	0	3	1-15/32	1.3	4.5
27	H60Q27	Q1	6.87	6.461	4	2-11/16	2-25/32	2-1/2	0	4-1/8	2-1/32	3.5	6.4
28	H60P28	P1	7.11	6.698	4	1-3/4	2-3/16	1-15/16	0	3	1-15/32	1.3	4.9

Sprockets with "H" prefix have hardened teeth.

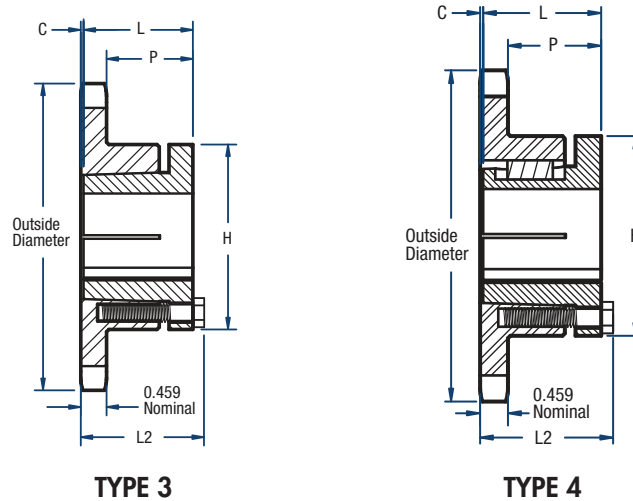
NOTE: Maximum bores shown will accommodate a standard keyseat and a setscrew over the keyseat. Slightly larger bores are possible with no keyseat, a shallow keyseat, or a setscrew at an angle to the keyseat.

60 Sprockets

3/4" Pitch



BLACKSTAR®



Single-Split Taper Style (continued)

No. of Teeth	Catalog Number	Bushing	Diameters (in)		Type	Max. Bore	Dimensions (in)					Approx. Weight (lbs)	
			Outside	Pitch			L2	L	C	H	P	Bushing Only	Sprocket Only
28	H60Q28	Q1	7.11	6.698	4	2-11/16	2-25/32	2-1/2	0	4-1/8	2-1/32	3.5	6.9
29	H60Q29	Q1	7.35	6.937	4	2-11/16	2-25/32	2-1/2	0	4-1/8	2-1/32	3.5	7.3
30	H60P30	P1	7.59	7.175	4	1-3/4	2-3/16	1-15/16	0	3	1-15/32	1.3	5.6
30	H60Q30	Q1	7.59	7.175	4	2-11/16	2-25/32	2-1/2	0	4-1/8	2-1/32	3.5	7.6
31	60Q31	Q1	7.83	7.413	4	2-11/16	2-25/32	2-1/2	0	4-1/8	2-1/32	3.5	7.8
32	60Q32	Q1	8.07	7.652	4	2-11/16	2-25/32	2-1/2	0	4-1/8	2-1/32	3.5	8.3
33	60Q33	Q1	8.31	7.890	4	2-11/16	2-25/32	2-1/2	0	4-1/8	2-1/32	3.5	8.7
34	60Q34	Q1	8.54	8.129	4	2-11/16	2-25/32	2-1/2	0	4-1/8	2-1/32	3.5	9.1
35	60Q35	Q1	8.78	8.367	4	2-11/16	2-25/32	2-1/2	0	4-1/8	2-1/32	3.5	9.3
36	60Q36	Q1	9.02	8.606	4	2-11/16	2-25/32	2-1/2	0	4-1/8	2-1/32	3.5	9.9
37	60Q37	Q1	9.26	8.844	4	2-11/16	2-25/32	2-1/2	0	4-1/8	2-1/32	3.5	10.3
38	60Q38	Q1	9.50	9.083	4	2-11/16	2-25/32	2-1/2	0	4-1/8	2-1/32	3.5	10.6
39	60Q39	Q1	9.74	9.321	4	2-11/16	2-25/32	2-1/2	0	4-1/8	2-1/32	3.5	11.1
40	60Q40	Q1	9.98	9.560	4	2-11/16	2-25/32	2-1/2	0	4-1/8	2-1/32	3.5	11.6
41	60Q41	Q1	10.22	9.798	4	2-11/16	2-25/32	2-1/2	0	4-1/8	2-1/32	3.5	11.9
42	60Q42	Q1	10.46	10.037	4	2-11/16	2-25/32	2-1/2	0	4-1/8	2-1/32	3.5	12.6
44	60Q44	Q1	10.94	10.514	4	2-11/16	2-25/32	2-1/2	0	4-1/8	2-1/32	3.5	13.4
45	60Q45	Q1	11.18	10.752	4	2-11/16	2-25/32	2-1/2	0	4-1/8	2-1/32	3.5	13.9
47	60Q47	Q1	11.65	11.229	4	2-11/16	2-25/32	2-1/2	0	4-1/8	2-1/32	3.5	16.3
48	60Q48	Q1	11.89	11.468	4	2-11/16	2-25/32	2-1/2	0	4-1/8	2-1/32	3.5	16.4
50	60Q50	Q1	12.37	11.945	4	2-11/16	2-25/32	2-1/2	0	4-1/8	2-1/32	3.5	16.9
54	60Q54	Q1	13.33	12.899	4	2-11/16	2-25/32	2-1/2	0	4-1/8	2-1/32	3.5	19.6
56	60Q56	Q1	13.81	13.376	4	2-11/16	2-25/32	2-1/2	0	4-1/8	2-1/32	3.5	20.3
60	60Q60	Q1	14.76	14.330	4	2-11/16	2-25/32	2-1/2	0	4-1/8	2-1/32	3.5	22.9
70	60Q70	Q1	17.15	16.717	4	2-11/16	2-25/32	2-1/2	0	4-1/8	2-1/32	3.5	30.9
70	60R70	R1	17.15	16.717	4	3-3/4	3-5/32	2-7/8	0	5-3/8	2-13/32	7.5	31.8
72	60Q72	Q1	17.63	17.195	4	2-11/16	2-25/32	2-1/2	0	4-1/8	2-1/32	3.5	31.9
72	60R72	R1	17.63	17.195	4	3-3/4	3-5/32	2-7/8	0	5-3/8	2-13/32	7.5	34.1
80	60Q80	Q1	19.54	19.103	4	2-11/16	2-25/32	2-1/2	0	4-1/8	2-1/32	3.5	39.1
80	60R80	R1	19.54	19.103	4	3-3/4	3-5/32	2-7/8	0	5-3/8	2-13/32	7.5	41.5
84	60Q84	Q1	20.49	20.058	4	2-11/16	2-25/32	2-1/2	0	4-1/8	2-1/32	3.5	41.6
84	60R84	R1	20.49	20.058	4	3-3/4	3-5/32	2-7/8	0	5-3/8	2-13/32	7.5	44.8
96	60Q96	Q1	23.36	22.922	4	2-11/16	2-25/32	2-1/2	0	4-1/8	2-1/32	3.5	54.0
96	60R96	R1	23.36	22.922	4	3-3/4	3-5/32	2-7/8	0	5-3/8	2-13/32	7.5	56.0
112	60Q112	Q1	27.18	26.741	4	2-11/16	2-25/32	2-1/2	0	4-1/8	2-1/32	3.5	73.0
112	60R112	R1	27.18	26.741	4	3-3/4	3-5/32	2-7/8	0	5-3/8	2-13/32	7.5	74.5

Sprockets with "H" prefix have hardened teeth.

NOTE: Maximum bores shown will accommodate a standard keyseat and a setscrew over the keyseat. Slightly larger bores are possible with no keyseat, a shallow keyseat, or a setscrew at an angle to the keyseat.