
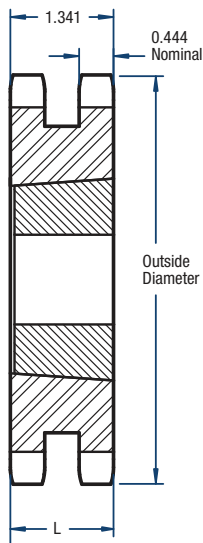


# D60 Sprockets

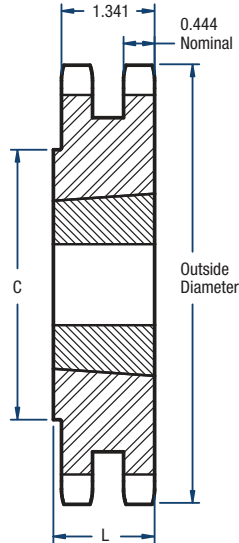
## 3/4" Pitch



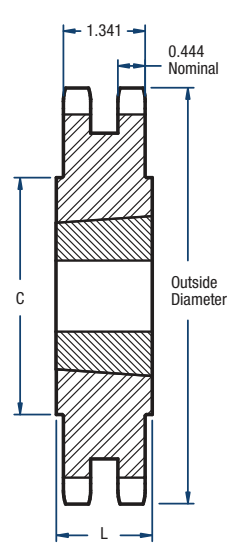
# BLACKSTAR®



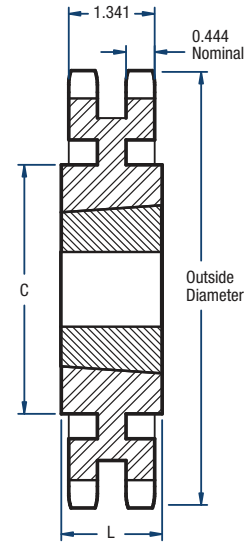
TYPE A



TYPE B



TYPE C



TYPE C1

### Double- TL Style

No. of Teeth	Catalog Number	Bushing	Diameters (in)		Type	Max. Bore	Dimensions (in)		Approx. Weight (lbs)	
			Outside	Pitch			L	C	Bushing Only	Sprocket Only
13	D60BTL13H	1215	3.49	3.134	B	1-1/4	1-1/2	2-1/4	0.6	1.6
14	D60BTL14H	1215	3.74	3.371	B	1-1/4	1-1/2	2-1/2	0.6	1.7
15	D60BTL15H	1615	3.98	3.608	B	1-5/8	1-1/2	2-13/16	0.9	1.8
16	D60BTL16H	1615	4.22	3.845	B	1-5/8	1-1/2	3	0.9	2.3
17	D60BTL17H	1615	4.46	4.082	B	1-5/8	1-1/2	3-1/4	0.9	2.8
18	D60ATL18H	2012	4.70	4.319	A	2	1-1/4	—	1.4	2.4
19	D60ATL19H	2012	4.95	4.557	A	2	1-1/4	—	1.4	2.9
20	D60BTL20H	2517	5.19	4.794	B	2-1/2	1-3/4	3-61/64	3.0	2.9
21	D60BTL21H	2517	5.43	5.033	B	2-1/2	1-3/4	4-3/16	3.0	3.8
25	D60BTL25H	2517	6.39	5.984	B	2-1/2	1-3/4	5-5/32	3.0	7.4
30	D60BTL30H	2517	7.59	7.175	B	2-1/2	1-3/4	6-11/32	3.0	13.3
36	D60CTL36	2517	9.02	8.606	C	2-1/2	1-3/4	4-1/4	3.0	17.4
42	D60CTL42	2517	10.46	10.037	C	2-1/2	1-3/4	4-1/4	3.0	25.0
45	D60CTL45	2517	11.18	10.752	C	2-1/2	1-3/4	4-1/4	3.0	29.3
52	D60CTL52	2517	12.85	12.422	C	2-1/2	1-3/4	4-1/4	3.0	40.3
60	D60CTL60	2517	14.76	14.330	C1	2-1/2	1-3/4	4-1/4	3.0	33.5
68	D60CTL68	2517	16.67	16.240	C1	2-1/2	1-3/4	4-1/2	3.0	43.2
76	D60CTL76	3020	18.58	18.149	C1	3	2	5-1/4	5.4	47.8
95	D60CTL95	3020	23.12	22.684	C1	3	2	5-1/4	5.4	69.8

Sprockets with "H" suffix have hardened teeth.

**NOTE:** Maximum bores shown will accommodate a standard keyseat and a setscrew over the keyseat. Slightly larger bores are possible with no keyseat, a shallow keyseat, or a setscrew at an angle to the keyseat.