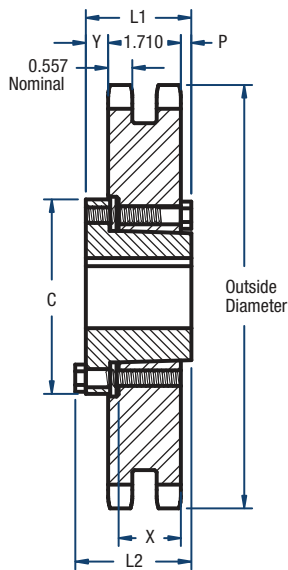

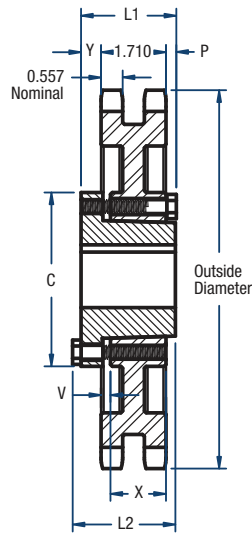


D80 Sprockets

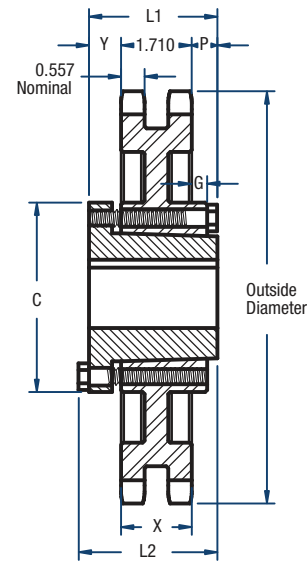
1" Pitch



TYPE C1



TYPE C3



TYPE C4

Double- QD Style

No. of Teeth	Catalog Number	Bushing	Diameters (in)		Type	Max. Bore	Dimensions (in)								Approx. Weight (lbs)	
			Outside	Pitch			L1	L2	C	Y	P	G	V	X	Bushing Only	Sprocket Only
36	D80E36	E	12.03	11.474	C1	3-1/2	2-5/8	2-15/16	6	51/64	1/8	—	—	1-5/8	10.0	38.2
42	D80E42	E	13.94	13.382	C1	3-1/2	2-5/8	2-15/16	6	51/64	1/8	—	—	1-5/8	10.0	55.3
45	D80E45	E	14.90	14.336	C1	3-1/2	2-5/8	2-15/16	6	51/64	1/8	—	—	1-5/8	10.0	64.6
52	D80E52	E	17.13	16.562	C3	3-1/2	2-5/8	2-15/16	6	51/64	1/8	—	3/32	1-5/8	10.0	58.2
60	D80E60	E	19.68	19.107	C3	3-1/2	2-5/8	2-15/16	6	51/64	1/8	—	3/32	1-5/8	10.0	68.2
68	D80E68	E	22.23	21.653	C3	3-1/2	2-5/8	2-15/16	6	51/64	1/8	—	3/32	1-5/8	10.0	74.2
76	D80E76	E	24.78	24.198	C3	3-1/2	2-5/8	2-15/16	6	51/64	1/8	—	3/32	1-5/8	10.0	90.1
95	D80F95	F	30.83	30.245	C4	3-15/16	3-5/8	4	6 5/8	1	59/64	51/64	—	2-1/2	11.5	140.0

NOTE: Maximum bores shown will accommodate a standard keyseat and a setscrew over the keyseat. Slightly larger bores are possible with no keyseat, a shallow keyseat, or a setscrew at an angle to the keyseat.