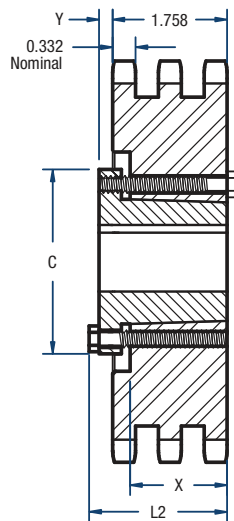

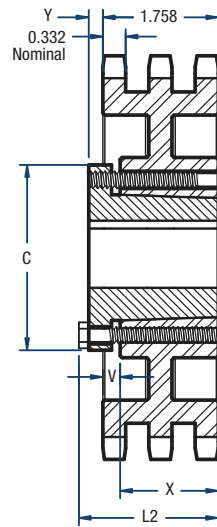


T50 Sprockets

5/8" Pitch



TYPE B



TYPE B1

Triple- QD Style

No. of Teeth	Catalog Number	Bushing	Diameters (in)		Type	Max. Bore	Dimensions (in)			Approx. Weight (lbs)	
			Outside	Pitch			L2	C	X	Bushing Only	Sprocket Only
36	T50SK36	SK	7.52	7.171	B	2-5/8	2-1/8	3-7/8	1-1/4	2.0	12.8
42	T50SK42	SK	8.72	8.364	B	2-5/8	2-1/8	3-7/8	1-1/4	2.0	19.5
48	T50SK48	SK	9.91	9.556	B	2-5/8	2-1/8	3-7/8	1-1/4	2.0	27.6
52	T50SF52	SF	10.71	10.351	B	2-15/16	2-1/4	4-5/8	1-1/4	3.0	28.6
60	T50SF60	SF	12.30	11.942	B	2-15/16	2-1/4	4-5/8	1-1/4	3.0	39.1
68	T50SF68	SF	13.89	13.533	B	2-15/16	2-1/4	4-5/8	1-1/4	3.0	50.8
72	T50SF72	SF	14.69	14.329	B1	2-15/16	2-1/4	4-5/8	1-1/4	3.0	43.6
76	T50SF76	SF	15.49	15.124	B1	2-15/16	2-1/4	4-5/8	1-1/4	3.0	46.9
84	T50SF84	SF	17.08	16.715	B1	2-15/16	2-1/4	4-5/8	1-1/4	3.0	50.9
95	T50SF95	SF	19.27	18.903	B1	2-15/16	2-1/4	4-5/8	1-1/4	3.0	59.3
102	T50SF102	SF	20.66	20.296	B1	2-15/16	2-1/4	4-5/8	1-1/4	3.0	66.3

NOTE: Maximum bores shown will accommodate a standard keyseat and a setscrew over the keyseat. Slightly larger bores are possible with no keyseat, a shallow keyseat, or a setscrew at an angle to the keyseat.