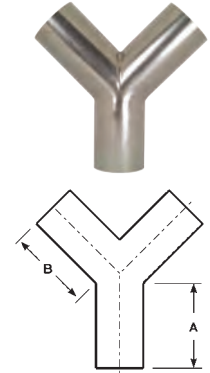


Unpolished Miscellaneous Configurations

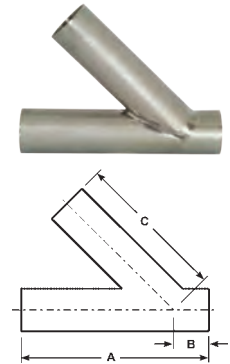
Unpolished Weld True Wyes - B28W

Tube OD	Dimensions		Wall Thickness	unpolished 316L Stainless Steel	
	A	B		Part #	Price/E
1"	2.000"	2.438"	.065"	B28W-R100U	\$333.15
1½"	2.000"	2.438"	.065"	B28W-R150U	426.35
2"	2.625"	3.250"	.065"	B28W-R200U	471.60
2½"	3.370"	4.125"	.065"	B28W-R250U	665.90
3"	4.000"	4.875"	.065"	B28W-R300U	679.30
4"	5.375"	5.375"	.083"	B28W-R400U	750.80



Unpolished Weld Laterals - B28WA

Tube OD	Dimensions			Wall Thickness	unpolished 316L Stainless Steel	
	A	B	C		Part #	Price/E
1"	6.000"	1.000"	5.000"	.065"	B28WA-R100U	\$381.35
1½"	7.375"	1.188"	6.188"	.065"	B28WA-R150U	444.95
2"	8.750"	1.625"	7.125"	.065"	B28WA-R200U	421.90
2½"	10.000"	1.500"	8.500"	.065"	B28WA-R250U	473.05
3"	10.750"	1.875"	8.875"	.065"	B28WA-R300U	617.55
4"	12.812"	2.015"	10.750"	.083"	B28WA-R400U	671.45




Unpolished Weld 180° Return Bends - B2WUL

Feature:

- bends are standard 1.5 x tube diameter

Tube OD	Dimensions		Wall Thickness	unpolished 316L Stainless Steel	
	A	B		Part #	Price/E
1"	3.000"	2.000"	.065"	B2WUL-R100U	\$146.05
1½"	4.500"	3.000"	.065"	B2WUL-R150U	165.10
2"	6.000"	4.000"	.065"	B2WUL-R200U	234.05
2½"	7.500"	5.000"	.065"	---	---
3"	9.000"	6.000"	.065"	B2WUL-R300U	424.70
4"	12.000"	8.000"	.083"	B2WUL-R400U	480.20


N

See pages 480 for weld end protection covers.