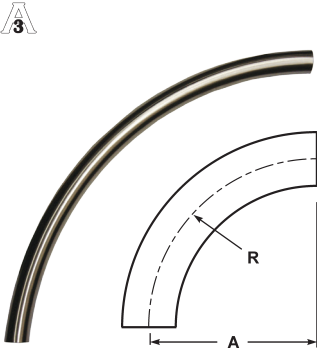


**Weld Sweep Elbows**

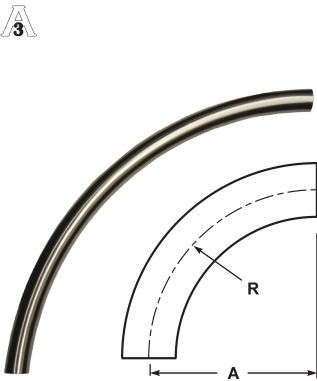
**Feature:**

- tangents, 45° and other radii elbows are available, call Dixon® for information

**Polished 12" 90° Weld Sweep Elbows - B2SXL**

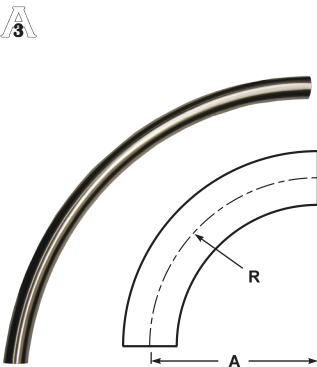


Tube OD	Dimensions		316L Stainless Steel	
	A	R	Part #	Price/E
1½"	12.00"	12.00"	<b>B2SXL12-R150</b>	<b>\$910.77</b>
2"	12.00"	12.00"	<b>B2SXL12-R200</b>	<b>969.23</b>
3"	12.00"	12.00"	<b>B2SXL12-R300</b>	<b>1137.42</b>
4"	12.00"	12.00"	<b>B2SXL12-R400</b>	<b>1446.16</b>



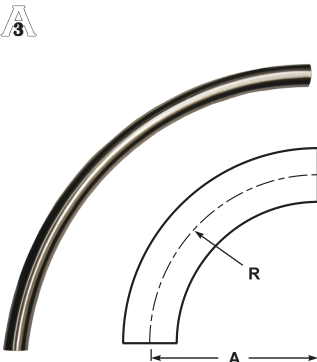
**Polished 18" 90° Weld Sweep Elbows - B2SXL**

Tube OD	Dimensions		316L Stainless Steel	
	A	R	Part #	Price/E
1½"	18.00"	18.00"	<b>B2SXL18-R150</b>	<b>\$1169.23</b>
2"	18.00"	18.00"	<b>B2SXL18-R200</b>	<b>1169.24</b>
2½"	18.00"	18.00"	<b>B2SXL18-R250</b>	<b>1193.85</b>
3"	18.00"	18.00"	<b>B2SXL18-R300</b>	<b>1516.56</b>



**Polished 24" 90° Weld Sweep Elbows - B2SXL**

Tube OD	Dimensions		316L Stainless Steel	
	A	R	Part #	Price/E
1½"	24.00"	24.00"	<b>B2SXL24-R150</b>	<b>\$1296.41</b>
2"	24.00"	24.00"	<b>B2SXL24-R200</b>	<b>1193.85</b>
2½"	24.00"	24.00"	<b>B2SXL24-R250</b>	<b>1292.30</b>
3"	24.00"	24.00"	<b>B2SXL24-R300</b>	<b>1681.39</b>



**Polished 36" 90° Weld Sweep Elbows - B2SXL**

Tube OD	Dimensions		316L Stainless Steel	
	A	R	Part #	Price/E
3"	36.00"	36.00"	<b>B2SXL36-R300</b>	<b>\$2785.80</b>
4"	36.00"	36.00"	<b>B2SXL36-R400</b>	<b>3307.69</b>