

BALDOR® • RELIANCE 

Product Information Packet

CJL1313A

1.5HP,3450RPM,1PH,60HZ,56J,3432LC,OPEN

Part Detail							
Revision:	V	Status:	PRD/A	Change #:		Proprietary:	No
Type:	AC	Elec. Spec:	34WGX598	CD Diagram:	CD0769	Mfg Plant:	
Mech. Spec:	34F532	Layout:	34LYF532	Poles:	02	Created Date:	
Base:	RG	Eff. Date:	08-27-2018	Leads:	4#16 A&J,1#18 B PH,1#14 #1TH		

Specs			
Catalog Number:	CJL1313A	Inverter Code:	Not Inverter
Enclosure:	OPEN	KVA Code:	H
Frame:	56J	Lifting Lugs:	No Lifting Lugs
Frame Material:	Steel	Locked Bearing Indicator:	Locked Bearing
Output @ Frequency:	1.500 HP @ 60 HZ	Motor Lead Quantity/Wire Size:	4 @ 16 AWG, A&J
Synchronous Speed @ Frequency:	3600 RPM @ 60 HZ	Motor Lead Exit:	Terminal Panel Or Lead Hole
Voltage @ Frequency:	115.0 V @ 60 HZ	Motor Lead Termination:	Flying Leads
	230.0 V @ 60 HZ	Motor Type:	3432LC
XP Class and Group:	None	Mounting Arrangement:	F1
XP Division:	Not Applicable	Power Factor:	95
Agency Approvals:	UR	Product Family:	General Purpose
	CSA	Pulley End Bearing Type:	Ball
Auxillary Box:	No Auxillary Box	Pulley Face Code:	C-Face
Auxillary Box Lead Termination:	None	Pulley Shaft Indicator:	Ext Thread
Base Indicator:	Rigid	Rodent Screen:	None
Bearing Grease Type:	Polyrex EM (-20F +300F)	RoHS Status:	ROHS COMPLIANT
Blower:	None	Shaft Extension Location:	Pulley End
Current @ Voltage:	13.000 A @ 115.0 V	Shaft Ground Indicator:	No Shaft Grounding

	6.500 A @ 230.0 V	Shaft Rotation:	Fixed Opposite Standard
Design Code:	-	Shaft Slinger Indicator:	No Slinger
Drip Cover:	Drip Cover	Speed Code:	Single Speed
Duty Rating:	CONT	Motor Standards:	NEMA
Electrically Isolated Bearing:	Not Electrically Isolated	Starting Method:	Direct on line
Feedback Device:	NO FEEDBACK	Thermal Device - Bearing:	NONE (OLD)
Front Face Code:	Drip Cover Mounting	Thermal Device - Winding:	None
Front Shaft Indicator:	None	Vibration Sensor Indicator:	No Vibration Sensor
Heater Indicator:	No Heater	Winding Thermal 1:	Automatic Thermal Overload
Insulation Class:	B	Winding Thermal 1 Location:	SB
		Winding Thermal 2:	None

Nameplate NP1257L	
CAT.NO.	CJL1313A
SPEC.	34F532X598
HP	1.5
VOLTS	115/230
AMP	13/6.5
RPM	3450
FRAME	56J
SER.F.	1.30
NEMA-NOM-EFF	78.5
RATING	40C AMB-CONT
CC	
DE	6203
ENCL	OPEN
	SFA 17/8.5
CODE	H
PF	95
ODE	6203
HZ	60
DES	-
CL	B
PH	1
	USABLE AT 208V
SN	

Parts List		
Part Number	Description	Quantity
SA043977	SA 34F532X598	1.000 EA
RA039435	RA 34F532X598	1.000 EA
OC3050C09	CYL OIL CAP 50MFD/240V	1.000 EA
EC1540A06SP	ELEC CAP, 540-648 MFD, 125V, 2.06D X 4.	1.000 EA
WD4100A01	DP-875 HEYCO PLUG OR 62MP0875 MICRO PLAS	1.000 EA
34EP3202A02	FR ENDPLATE, MACH	1.000 EA
11XT0832G06	8-32 X 3/8 TY 23 TAPPING	1.000 EA
51XW0832A07	8-32 X .44, TAPTITE II, HEX WSHR SLTD SE	3.000 EA
NS2501A02	INSULATOR, CAPACITOR BOX	1.000 EA
34CB3801	CAPACITOR BOX, DIE CAST	1.000 EA
51XB1214A08	12-14 X 1/2HX WS SL SR TYBX	2.000 EA
HW5100A03	WAVY WASHER (W1543-017)	1.000 EA
34EP3401A01SP	PU ENDPLATE, MACH	1.000 EA
34AD2000	BAFFLE PLATE, STAMPED	1.000 EA
60XW0632A06	6-32 X 3/8 TORX HEAD SCREW TAPTITE II	4.000 EA
51XN1032A20	10-32 X 1 1/4 HX WS SL SR	2.000 EA
34FH4500A02P	DRIPCOVER, MODEL 34	1.000 EA
51XW0832A07	8-32 X .44, TAPTITE II, HEX WSHR SLTD SE	2.000 EA
34CB4501SP	TERMINAL BOX LID, STAMPED X (PLATED)	1.000 EA
51XW0832A07	8-32 X .44, TAPTITE II, HEX WSHR SLTD SE	2.000 EA
RM1010A01	35-968-1 VINYL CLS	1.000 EA
MG1000G27	MED CHARCOAL METALLIC GREY 400-0096	0.014 GA
LB1009N	LABEL,ROTATION DIRECTION (ON ROLLS)	1.000 EA
85XU0407S04	4X1/4 U DRIVE PIN STAINLESS	2.000 EA

Parts List (continued)		
Part Number	Description	Quantity
SP5068A03	34LC TERM PANEL STAT SWITCH #E-6" AND #O	1.000 EA
HA3100A21	THRUBOLT 10-32 X 9.937	4.000 EA
MN416A01	TAG-INSTAL-MAINT no wire (1200/bx) 5/18	1.000 EA
LB1118	LABEL,WARNING (ROLL LABEL)	1.000 EA
LC0546	CONNECTION LABEL	1.000 EA
NP1257L	ALUM UL CSA CC THERMAL REV MTG	1.000 EA
27PA1001	PKG GRP, PRINT PK1027A06	1.000 EA

AC Induction Motor Performance Data

Record # 7475 - Typical performance - not guaranteed values

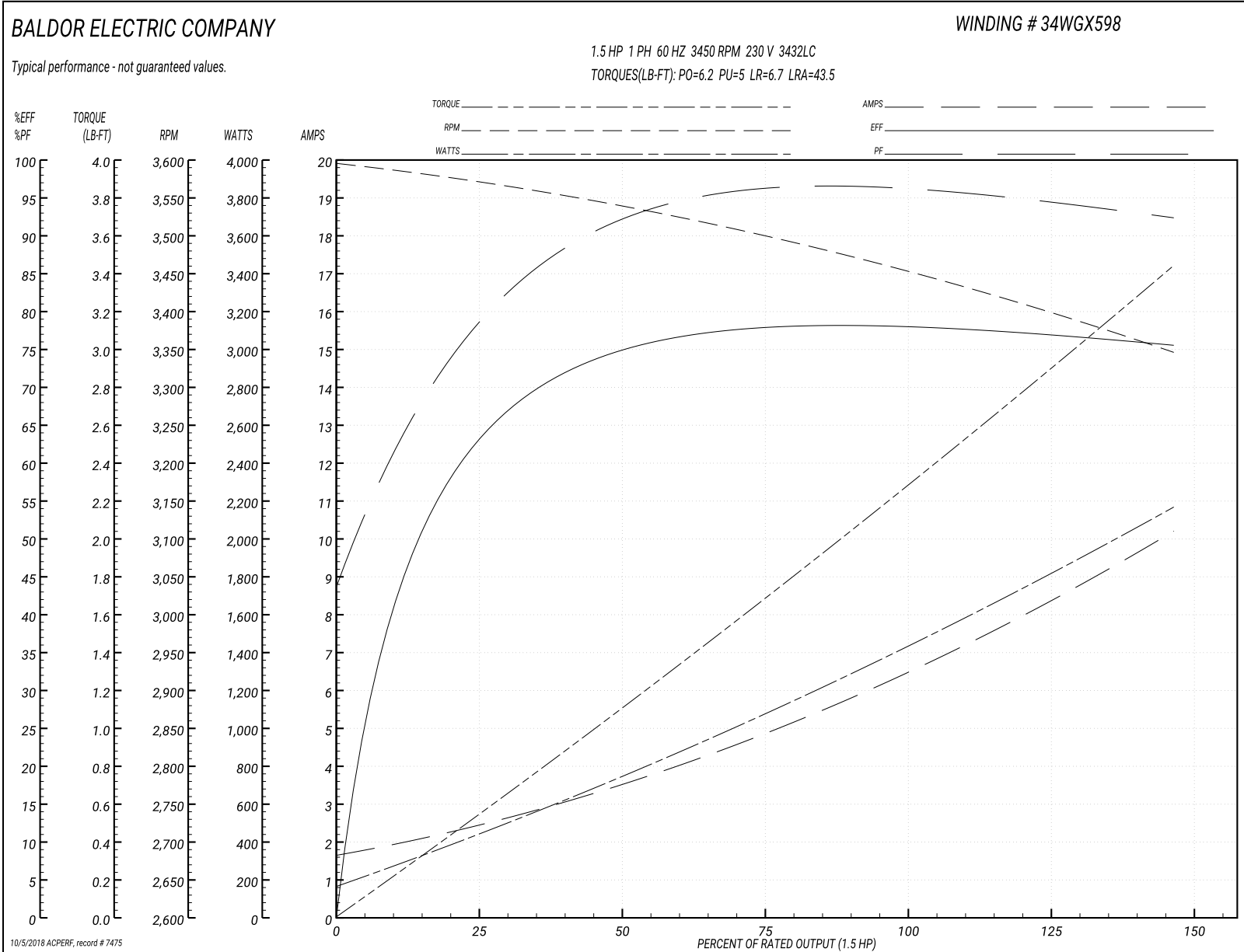
Winding: 34WGX598-R001	Type: 3432LC	Enclosure: OPEN
-------------------------------	---------------------	------------------------

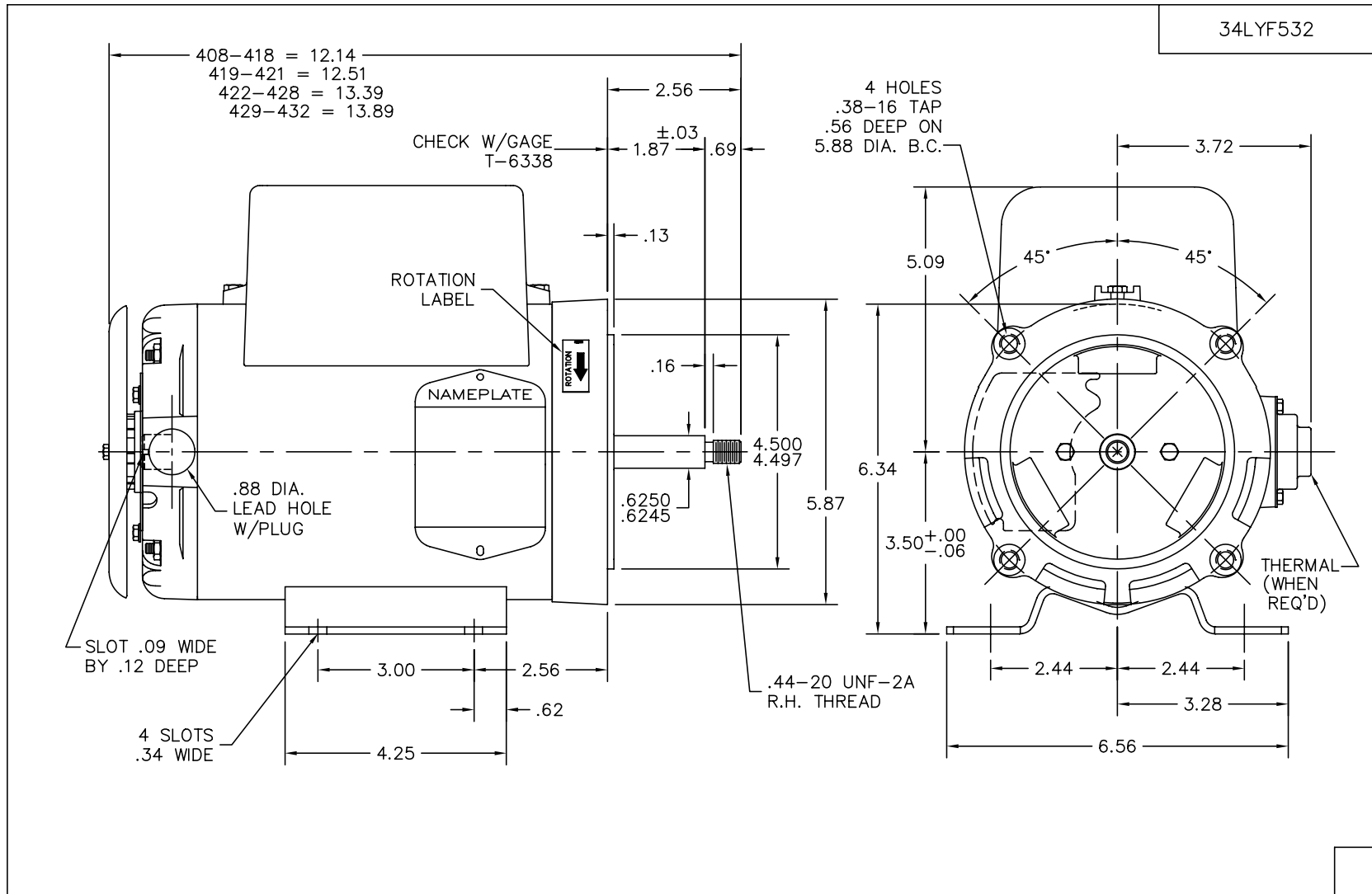
Nameplate Data				230 V, 60 Hz: High Voltage Connection	
Rated Output (HP)	1.5			Full Load Torque	2.3 LB-FT
Volts	115/230			Start Configuration	direct on line
Full Load Amps	13/6.5			Breakdown Torque	6.2 LB-FT
R.P.M.	3450			Pull-up Torque	5 LB-FT
Hz	60	Phase	1	Locked-rotor Torque	6.7 LB-FT
NEMA Design Code	-	KVA Code	H	Starting Current	43.5 A
Service Factor (S.F.)	1.3			No-load Current	1.65 A
NEMA Nom. Eff.	78.5	Power Factor	95	Line-line Res. @ 25°C	1.58 Ω A Ph 1.44 Ω B Ph
Rating - Duty	40C AMB-CONT			Temp. Rise @ Rated Load	38°C
S.F. Amps	17/8.5			Temp. Rise @ S.F. Load	53°C

Load Characteristics 230 V, 60 Hz, 1.5 HP

% of Rated Load	25	50	75	100	125	150	S.F.
Power Factor	81	90	93	95	95	95	95
Efficiency	60.5	76.2	77.7	78.5	77.2	75.3	76.8
Speed	3566	3534	3498	3455	3403	3343	3391
Line amperes	2.45	3.65	5	6.5	8.25	10.25	8.65

Performance Graph at 230V, 60Hz, 1.5HP Typical performance - Not guaranteed values

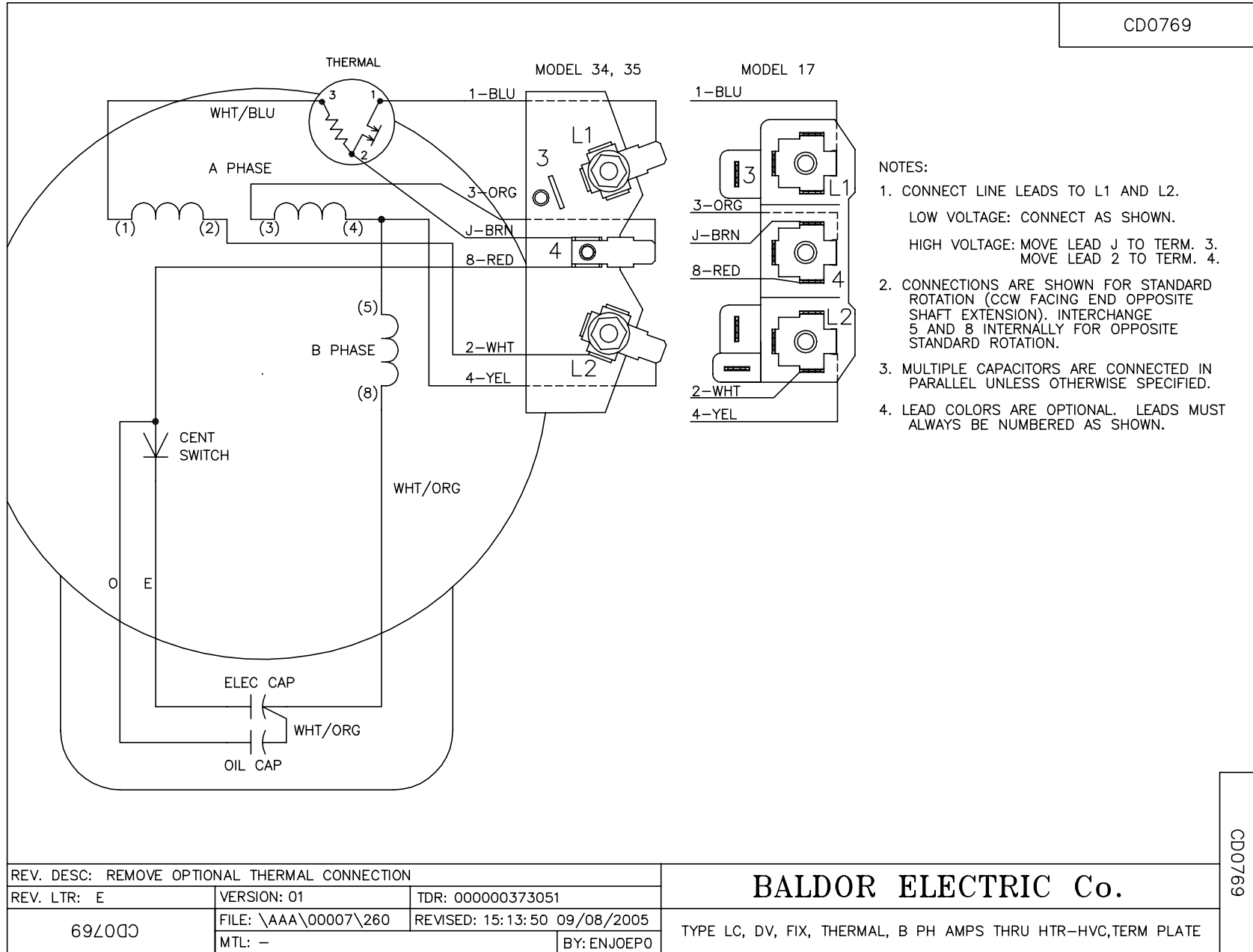




CUST. NAME		CUST. P.O.		CERTIFIED BY		MODEL		INSUL		AMB							
H.P.		MTG		TYPE		R.P.M.		VOLTS		ENCL		PHASE		FREQ		FRAME	
REV. DESC: NEW												BALDOR ELECTRIC Co.					
REV. LTR: -		BY: WMB		REVISED: 01/05/99 11:18				TDR: 0170352									
34LYF532		FILE: AAA00061301				MDL: -											
MTL: -												STD HORZ 34LC NEMA 56J OPEN W/TERM PANEL & DRIP COVER					

34LYF532

CD0769



CD0769

REV. DESC: REMOVE OPTIONAL THERMAL CONNECTION		
REV. LTR: E	VERSION: 01	TDR: 000000373051
69Z000	FILE: \AAA\00007\260	REVISED: 15:13:50 09/08/2005
	MTL: -	BY: ENJOEPO

BALDOR ELECTRIC Co.

TYPE LC, DV, FIX, THERMAL, B PH AMPS THRU HTR-HVC, TERM PLATE