

**BALDOR® • RELIANCE** 

**Product Information Packet**

**CL3516TM**

**2HP,1740RPM,1PH,60HZ,145TC,3535LC,TEFC,F**

Part Detail							
Revision:	E	Status:	PRD/A	Change #:		Proprietary:	No
Type:	AC	Elec. Spec:	35WGN678	CD Diagram:	CD0002A02	Mfg Plant:	
Mech. Spec:	35KK375	Layout:	35LYKK375	Poles:	04	Created Date:	01-17-2013
Base:	RG	Eff. Date:	03-13-2018	Leads:	2#16 A PH,3#18 B%J		

Specs			
Catalog Number:	CL3516TM	Inverter Code:	Not Inverter
Enclosure:	TEFC	KVA Code:	H
Frame:	145TC	Lifting Lugs:	No Lifting Lugs
Frame Material:	Steel	Locked Bearing Indicator:	Locked Bearing
Output @ Frequency:	2.000 HP @ 60 HZ	Motor Lead Quantity/Wire Size:	2 @ 16 AWG, A PH
Synchronous Speed @ Frequency:	1800 RPM @ 60 HZ	Motor Lead Exit:	Ko Box
Voltage @ Frequency:	208.0 V @ 60 HZ	Motor Lead Termination:	Flying Leads
	230.0 V @ 60 HZ	Motor Type:	3535LC
XP Class and Group:	None	Mounting Arrangement:	F1
XP Division:	Not Applicable	Power Factor:	99
Agency Approvals:	UR	Product Family:	General Purpose
	CSA	Pulley End Bearing Type:	Ball
Auxillary Box:	No Auxillary Box	Pulley Face Code:	C-Face
Auxillary Box Lead Termination:	None	Pulley Shaft Indicator:	Standard
Base Indicator:	Rigid	Rodent Screen:	None
Bearing Grease Type:	Polyrex EM (-20F +300F)	Shaft Extension Location:	Pulley End
Blower:	None	Shaft Ground Indicator:	No Shaft Grounding
Current @ Voltage:	7.900 A @ 230.0 V	Shaft Rotation:	Reversible

	8.700 A @ 208.0 V	<b>Shaft Slinger Indicator:</b>	No Slinger
<b>Design Code:</b>	L	<b>Speed Code:</b>	Single Speed
<b>Drip Cover:</b>	No Drip Cover	<b>Motor Standards:</b>	NEMA
<b>Duty Rating:</b>	CONT	<b>Starting Method:</b>	Direct on line
<b>Electrically Isolated Bearing:</b>	Not Electrically Isolated	<b>Thermal Device - Bearing:</b>	None
<b>Feedback Device:</b>	NO FEEDBACK	<b>Thermal Device - Winding:</b>	Do Not Use
<b>Front Face Code:</b>	Standard	<b>Vibration Sensor Indicator:</b>	No Vibration Sensor
<b>Front Shaft Indicator:</b>	None	<b>Winding Thermal 1:</b>	Manual Thermal Overload
<b>Heater Indicator:</b>	No Heater	<b>Winding Thermal 1 Location:</b>	KO
<b>Insulation Class:</b>	F	<b>Winding Thermal 2:</b>	None

<b>Nameplate NP1257L</b>	
<b>CAT.NO.</b>	CL3516TM
<b>SPEC.</b>	35KK375N678G1
<b>HP</b>	2
<b>VOLTS</b>	208-230
<b>AMP</b>	8.7-7.9
<b>RPM</b>	1740
<b>FRAME</b>	145TC
<b>SER.F.</b>	1.15
<b>NEMA-NOM-EFF</b>	82.5
<b>RATING</b>	40C AMB-CONT
<b>CC</b>	
<b>DE</b>	6205
<b>ENCL</b>	TEFC
<b>CODE</b>	H
<b>DES</b>	L
<b>CL</b>	F
<b>PF</b>	99
<b>HZ</b>	60
<b>PH</b>	1
<b>ODE</b>	6203
<b>SN</b>	
<b>USABLE AT 208V</b>	

Parts List		
Part Number	Description	Quantity
SA257144	SA 35KK375N678G1	1.000 EA
RA243932	RA 35KK375N678G1	1.000 EA
OC3030F11SP	CAPACITOR 30 MFD 370 VAC	1.000 EA
TPCRT40FA	THERMAL 1PH 1.00 MAN 105C	1.000 EA
EC1216C06SP	ELEC CAP, 216-259 MFD, 250V, 2.06D X 4.	1.000 EA
WD3006A01	RSS-2-103JT 2W 10K RES. METAL OXIDE 5%	1.000 EA
TP5059	GENERIC THERMAL KIT	1.000 EA
NS2512A01	INSULATOR, CONDUIT BOX X	1.000 EA
35CB3009A16	35 CB 1.09 DIA @ 6:00, 1.00 MTO @ 3:00	1.000 EA
36GS1000SP	GASKET-CONDUIT BOX, .06 THICK #SV-330 LE	1.000 EA
51XB1016A07	10-16 X 7/16 HXWSSLD SERTYB	2.000 EA
11XW1032G06	10-32 X .38, TAPTITE II, HEX WSHR SLTD U	1.000 EA
HW3001B01	BRASS CUP WASHER, FOR #10 SCREW	1.000 EA
HA6015A02	THERMAL RETAINER (PLATED)	1.000 EA
NS2500A02	INSULATOR, MAN THER PROT	1.000 EA
51XB1214A10	12-14 X 5/8HX WS SL SR TYBX	2.000 EA
35EP3122A00	MASTER ODE,203 BRG,.683SH,#26 DRN,GRSR,F	1.000 EA
51XW0832A07	8-32 X .44, TAPTITE II, HEX WSHR SLTD SE	2.000 EA
HW4500A01	1641B(ALEMITE)400 UNIV, GREASE FITT	1.000 EA
35CB3801	CAPACITOR COVER, CAST	1.000 EA
34GS3002	GASKET, CAPACITOR BOX	1.000 EA
HA7010	CAPACITOR RETENTION CLAMP	1.000 EA
NS2501A02	INSULATOR, CAPACITOR BOX	1.000 EA
51XB1016A08	10-16X 1/2HXWSSLD SERTYB	2.000 EA

Parts List (continued)		
Part Number	Description	Quantity
HW5100A03	WAVY WASHER (W1543-017)	1.000 EA
35EP3307D00	MASTER DE,205 BRG,.998SH,#26 DRN,GRSR	1.000 EA
HW4500A01	1641B(ALEMITE)400 UNIV, GREASE FITT	1.000 EA
51XN1032A20	10-32 X 1 1/4 HX WS SL SR	2.000 EA
51XB1214A16	12-14X1.00 HXWSSLD SERTYB	1.000 EA
35FH4005A84SP	IEC FH W/GRSR, NO DIMPLES PRIMED	1.000 EA
51XW1032A06	10-32 X .38, TAPTITE II, HEX WSHR SLTD S	3.000 EA
35CB4521GX	CONDUIT BOX LID KIT **ORDER INDIV PARTS	1.000 EA
51XW0832A07	8-32 X .44, TAPTITE II, HEX WSHR SLTD SE	4.000 EA
HW2501D13	KEY, 3/16 SQ X 1.375	1.000 EA
HA7000A01	KEY RETAINER 7/8" DIA SHAFT	1.000 EA
85XU0407S04	4X1/4 U DRIVE PIN STAINLESS	2.000 EA
LB1087	LABEL,MANUAL RESET (ROLL LABEL)	1.000 EA
WD1000A15	3-520132-2 AMP FLAG (4M/RL NON-CANC/NON-	4.000 EA
MJ1000A02	GREASE, POLYREX EM EXXON (USe 4824-15A)	0.050 LB
35FN3002A05SP	EXFN, PLASTIC, 6.376 OD, .638 ID	1.000 EA
MG1000G27	MED CHARCOAL METALLIC GREY 400-0096	0.017 GA
HA3100A18	THRUBOLT 10-32 X 9.250	4.000 EA
SP5181A01	MODEL 35 LC TORQ STAT SWITCH LEAD ASSY	1.000 EA
LB1119N	WARNING LABEL	1.000 EA
LC0002	CONNECTION LABEL	1.000 EA
NP1257L	ALUM UL CSA CC THERMAL REV MTG	1.000 EA
35PA1066	PKG GRP, PRINT PK1008A06	1.000 EA
MN416A01	TAG-INSTAL-MAINT no wire (1200/bx) 5/18	1.000 EA

PE-0000001	ZRTG PE ASSEMBLY	1.000 EA
FE-0000001	ZRTG FE ASSEMBLY	1.000 EA

**AC Induction Motor Performance Data**

Record # 41012 - Typical performance - not guaranteed values

<b>Winding:</b> 35WGN678-R001	<b>Type:</b> 3535LC	<b>Enclosure:</b> TEFC
-------------------------------	---------------------	------------------------

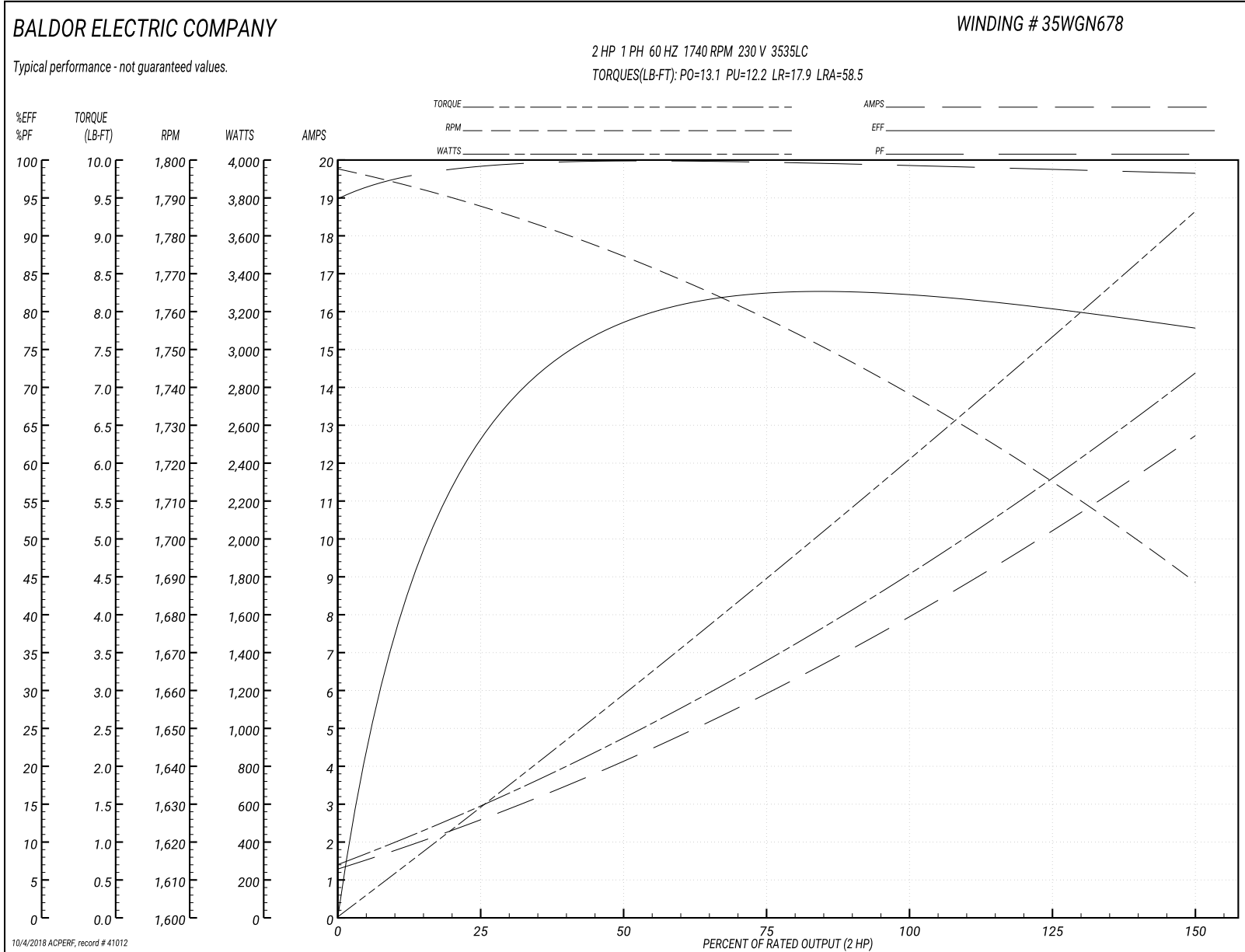
Nameplate Data				230 V, 60 Hz: Single Voltage Motor	
Rated Output (HP)	2			Full Load Torque	6.04 LB-FT
Volts	208-230			Start Configuration	direct on line
Full Load Amps	7.8-7.9			Breakdown Torque	13.1 LB-FT
R.P.M.	1740			Pull-up Torque	12.2 LB-FT
Hz	60	Phase	1	Locked-rotor Torque	17.9 LB-FT
NEMA Design Code	L	KVA Code	H	Starting Current	58.5 A
Service Factor (S.F.)	1.15			No-load Current	1.22 A
NEMA Nom. Eff.	82.5	Power Factor	99	Line-line Res. @ 25°C	1.5935 Ω A Ph 3.2782 Ω B Ph
Rating - Duty	40C AMB-CONT			Temp. Rise @ Rated Load	75°C
S.F. Amps				Temp. Rise @ S.F. Load	93°C

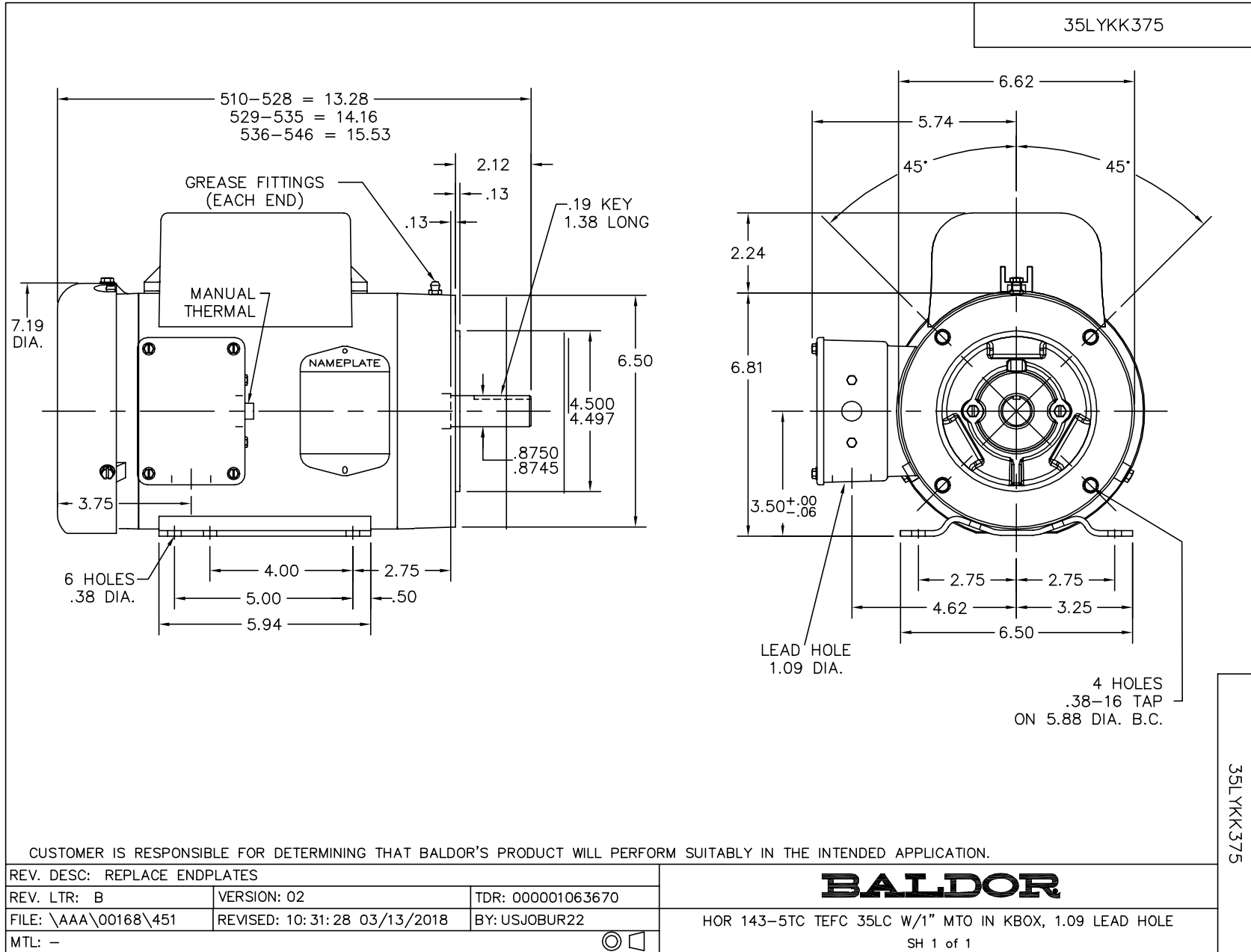
Load Characteristics 230 V, 60 Hz, 2 HP

% of Rated Load	25	50	75	100	125	150	S.F.
Power Factor	99	100	100	99	99	98	99
Efficiency	61.1	77.4	82.1	83.1	81.2	77.3	82
Speed	1786.6	1773.4	1758.2	1739.3	1717.4	1687	1726
Line amperes	2.65	4.18	5.92	7.87	10.1	12.8	9.21

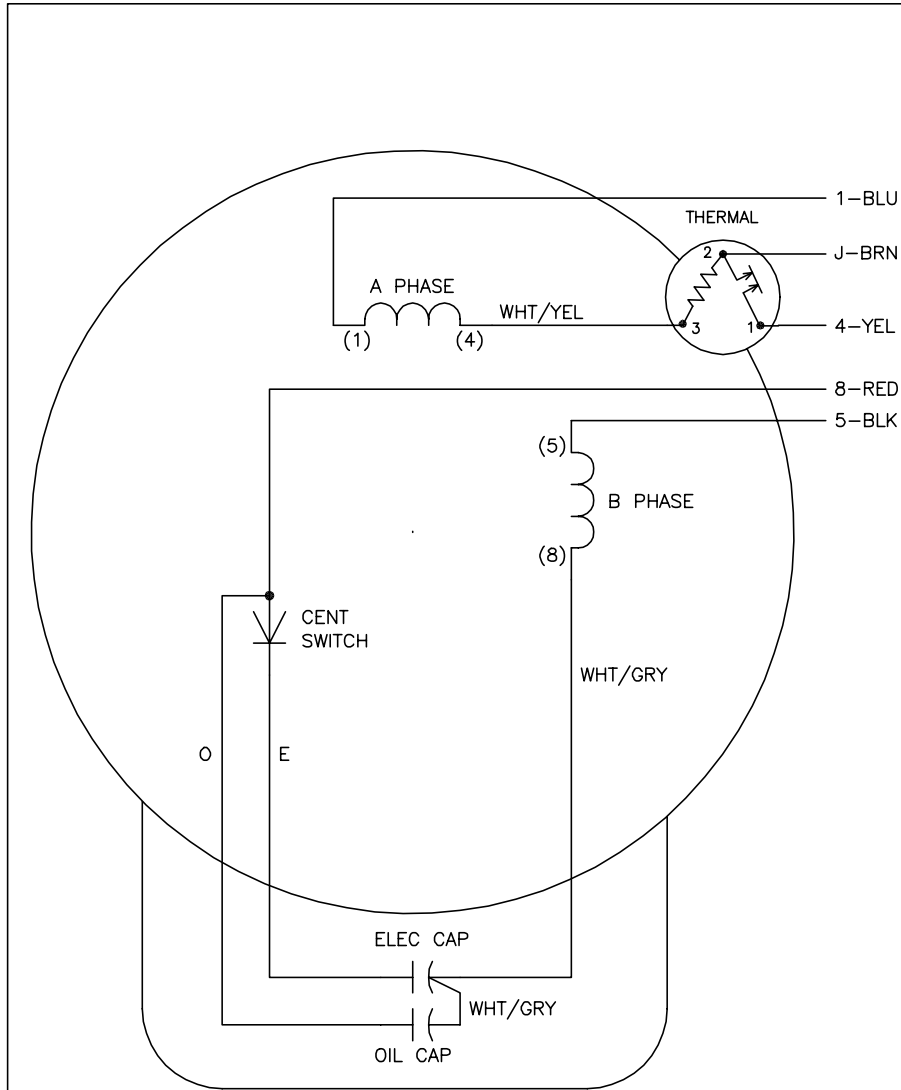


Performance Graph at 230V, 60Hz, 2.0HP Typical performance - Not guaranteed values





CD0002A02



	LINE A	LINE B	JOIN
STD	1,8	4	J,5
OPP	1,5	4	J,8

NOTES:

1. STANDARD ROTATION IS CCW FACING END OPPOSITE SHAFT EXTENSION.
2. MULTIPLE CAPACITORS ARE CONNECTED IN PARALLEL UNLESS OTHERWISE SPECIFIED.
3. LEAD COLORS ARE OPTIONAL. LEADS MUST ALWAYS BE NUMBERED AS SHOWN.

REV. DESC: REMOVE 2-TERMINAL THERMAL DETAIL, SEE CD0002A04		
REV. LTR: D	VERSION: 01	TDR: 000000360649
Z0VZ00000 CD0002A02	FILE: \AAA\00007\520	REVISED: 17:11:40 04/15/2005
	MTL: -	BY: ENJOEPO

**BALDOR ELECTRIC Co.**

TYPE LC, SV, REV, THERMAL, 5 LEADS

CD0002A02