
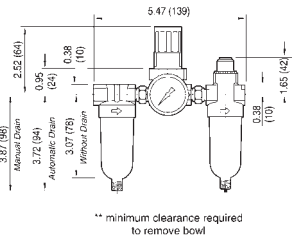


## Series 1 Combination Units

### Application:

- Units are intended for use in industrial compressed air systems only; not for use with fluids. Units must not be used where pressure or temperature may exceed maximum rated operating conditions.
- Combination Units are supplied with micro-fog lubricators.
-  The polycarbonated plastic bowls used on these units can be damaged and possibly burst if exposed to such substances as certain solvents, strong alkalis, compressor oils that contain ester-based additives or synthetic oils. Fumes of these substances in contact with the polycarbonate bowl, externally or internally, can also result in damage. Use metal bowl in applications where a plastic bowl might be exposed to substances that are incompatible with polycarbonates. Clean with warm water only.



### Features:

- pressure range 5-125 PSI
- 1 oz. reservoir
- inlet pressure **150 PSI** maximum at ambient temperature (70°F)
- supplied with a GC620 gauge

### Miniature Combination Units with Transparent Bowl

Port Size	Flow (SCFM)	Automatic Drain		Manual Drain	
		Part #	Price/E	Part #	Price/E
1/8"	14	<b>P1A-100A</b>	<b>\$263.80</b>	<b>P1A-100M</b>	<b>\$254.05</b>
1/4"	14	<b>P1A-200A</b>	<b>261.00</b>	<b>P1A-200M</b>	<b>251.45</b>

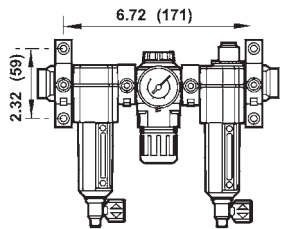


transparent bowls

F

### Features:

- pressure range 5-150 PSI
- 2 oz. reservoir
- inlet pressure:
  - transparent bowl: **150 PSI** at ambient temperature (70°F)
  - metal bowl: **250 PSI** at ambient temperature (70°F)
- supplied with a GC620 gauge
- connected modularly
- Includes 2 clamps and wall mounting brackets # 4214-52, 2 clamps # 4214-51 and 2 NPT pipe adapters. See modular components on pages 255, 257 and 259 for other options.



### Sub-Compact Combination Unit with Transparent Bowl

Port Size	Flow (SCFM)	Automatic Drain		Manual Drain	
		Part #	Price/E	Part #	Price/E
1/4"	36	<b>E72-2A</b>	<b>\$518.60</b>	<b>E72-2M</b>	<b>\$458.35</b>
3/8"	36	<b>E72-3A</b>	<b>507.40</b>	<b>E72-3M</b>	<b>450.80</b>



metal bowls

### Sub-Compact Combination Unit with Metal Bowl

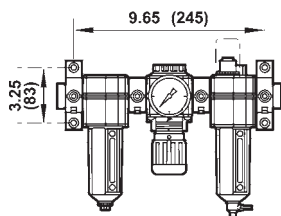
Port Size	Flow (SCFM)	Automatic Drain		Manual Drain	
		Part #	Price/E	Part #	Price/E
1/4"	36	<b>E72-2A-MB</b>	<b>\$551.30</b>	<b>E72-2M-MB</b>	<b>\$490.65</b>
3/8"	36	<b>E72-3A-MB</b>	<b>538.75</b>	<b>E72-3M-MB</b>	<b>481.70</b>

### Features:

- 5-150 PSI range
- 4 oz. reservoir
- inlet pressure:
  - transparent bowl: **150 PSI** at ambient temperature (70°F)
  - metal bowl: **250 PSI** at ambient temperature (70°F)
- supplied with a G230 gauge
- connected modularly
- Includes 2 clamps and wall mounting brackets # 4314-52, 2 clamps # 4314-51 and 2 NPT pipe adapters #4315-01. See modular components on pages 255, 257 and 259 for other options.

### Compact Combination Unit with Transparent Bowl

Port Size	Flow (SCFM)	Automatic Drain		Manual Drain	
		Part #	Price/E	Part #	Price/E
1/4"	70	<b>E73-2A</b>	<b>\$643.70</b>	<b>E73-2M</b>	<b>\$569.60</b>
3/8"	70	<b>E73-3A</b>	<b>642.15</b>	<b>E73-3M</b>	<b>568.05</b>
1/2"	70	<b>E73-4A</b>	<b>641.25</b>	<b>E73-4M</b>	<b>568.35</b>



metal bowls

### Compact Combination Unit with Metal Bowl

Port Size	Flow (SCFM)	Automatic Drain		Manual Drain	
		Part #	Price/E	Part #	Price/E
1/4"	70	<b>E73-2A-MB</b>	<b>\$660.70</b>	<b>E73-2M-MB</b>	<b>\$586.65</b>
3/8"	70	<b>E73-3A-MB</b>	<b>659.15</b>	<b>E73-3M-MB</b>	<b>585.10</b>
1/2"	70	<b>E73-4A-MB</b>	<b>661.50</b>	<b>E73-4M-MB</b>	<b>586.80</b>



FRL's are designed for air service only, unless otherwise indicated.

SCFM ratings given at 90 PSIG inlet pressure.