



Product Information Packet

ECP84403T-5

60HP, 1185RPM, 3PH, 60HZ, 404T, A40064M, TEFC

Part Detail							
Revision:	L	Status:	PRD/A	Change #:		Proprietary:	No
Type:	AC	Elec. Spec:	A40WG0486	CD Diagram:	416820-036	Mfg Plant:	
Mech. Spec:		Layout:	617429-511	Poles:	06	Created Date:	07-16-2013
Base:		Eff. Date:	10-16-2017	Leads:	3#4		

Specs			
Catalog Number:	ECP84403T-5	Feedback Device:	NO FEEDBACK
Enclosure:	TEFC	Heater Indicator:	No Heater
Frame:	404T	Insulation Class:	F
Frame Material:	Iron	Inverter Code:	Inverter Ready
Output @ Frequency:	60.000 HP @ 60 HZ	KVA Code:	G
Synchronous Speed @ Frequency:	1200 RPM @ 60 HZ	Lifting Lugs:	Standard Lifting Lugs
Voltage @ Frequency:	575.0 V @ 60 HZ	Motor Lead Quantity/Wire Size:	3 @ 4 AWG
XP Class and Group:	CLI GP A,B,C,D	Motor Type:	A40064M
XP Division:	Division II	Mounting Arrangement:	F1
Agency Approvals:	UR	Power Factor:	86
	CSA EEV	Pulley End Bearing Type:	Ball
	CCSA US	Pulley Face Code:	Standard
Auxillary Box:	No Auxillary Box	Shaft Ground Indicator:	No Shaft Grounding
Base Indicator:	Rigid	Shaft Rotation:	Reversible
Bearing Grease Type:	Polyrex EM (-20F +300F)	Shaft Slinger Indicator:	No Slinger
Constant Torque Speed Range:	10-60	Speed Code:	Single Speed
Current @ Voltage:	55.200 A @ 575.0 V	Motor Standards:	None
Design Code:	B	Starting Method:	Direct on line

Drip Cover:	No Drip Cover	Thermal Device - Bearing:	NONE (OLD)
Duty Rating:	CONT	Thermal Device - Winding:	None
		XP Temp Code:	T3

Nameplate NP3237

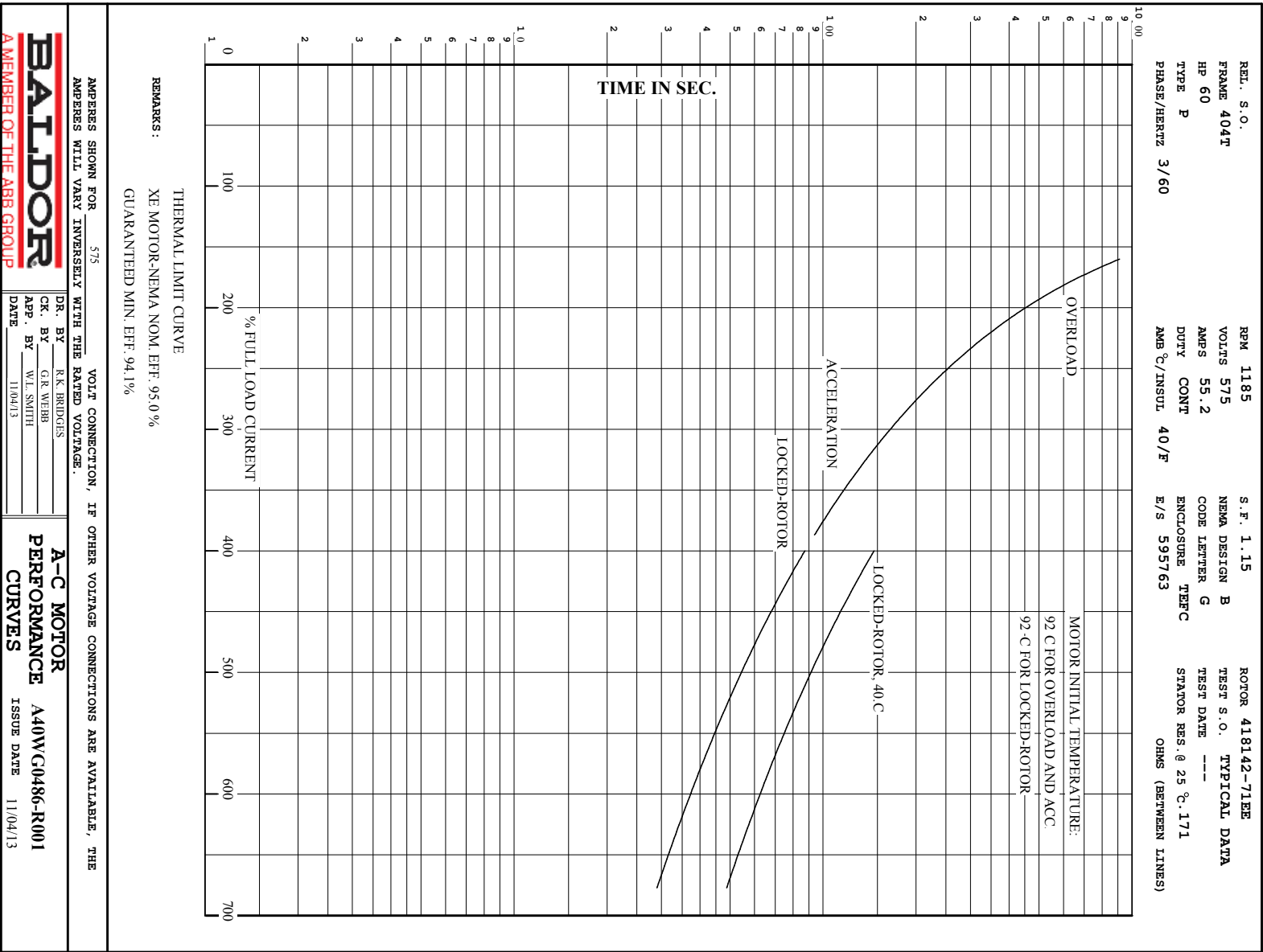
CAT NO	ECP84403T-5	SPEC NO.	P40G3916		
HP	60	AMPS	55.2	VOLTS	575
FRAME SIZE	404T	RPM	1185	HZ	60
D.E. BRG.DATA	6316	O.D.E. BRG.DATA	6316	PH	3
D.E. BRG.	80BC03J30X	TYPE	P	ENCL	TEFC
O.D.E. BRG.	80BC03J30X	POWER FACTOR	86	CODE	G
3/4 LOAD EFF.	95.2	IP	56	MAX CORR KVAR	12.5
TEMP CODE	T3	TEMP	= 200		
CHP HZ	60-90	CT HZ	10-60	VT HZ	0-60
INVERTER-TEMP-CODE	T3				
SER.NO.		MOTOR WEIGHT			
				DESIGN	B
				SF	1.15
				DUTY	CONT
				INSUL.CLASS	F
				NEMA-NOM-EFFICIENCY	95
				GUARANTEED EFFICIENCY	94.1

Nameplate 000613007EX			
CAT NO	ECP84403T-5	SPEC NO.	P40G3916
NO. ROTOR BARS	71	GREASE TYPE	POLYREX EM
NO. SLOTS	90	NL AMPS AT RATED VOLTAGE	16.7
5 YEAR WARRANTY		WINDING RES @25 C	.16460
MFG. DATE		SER.NO	

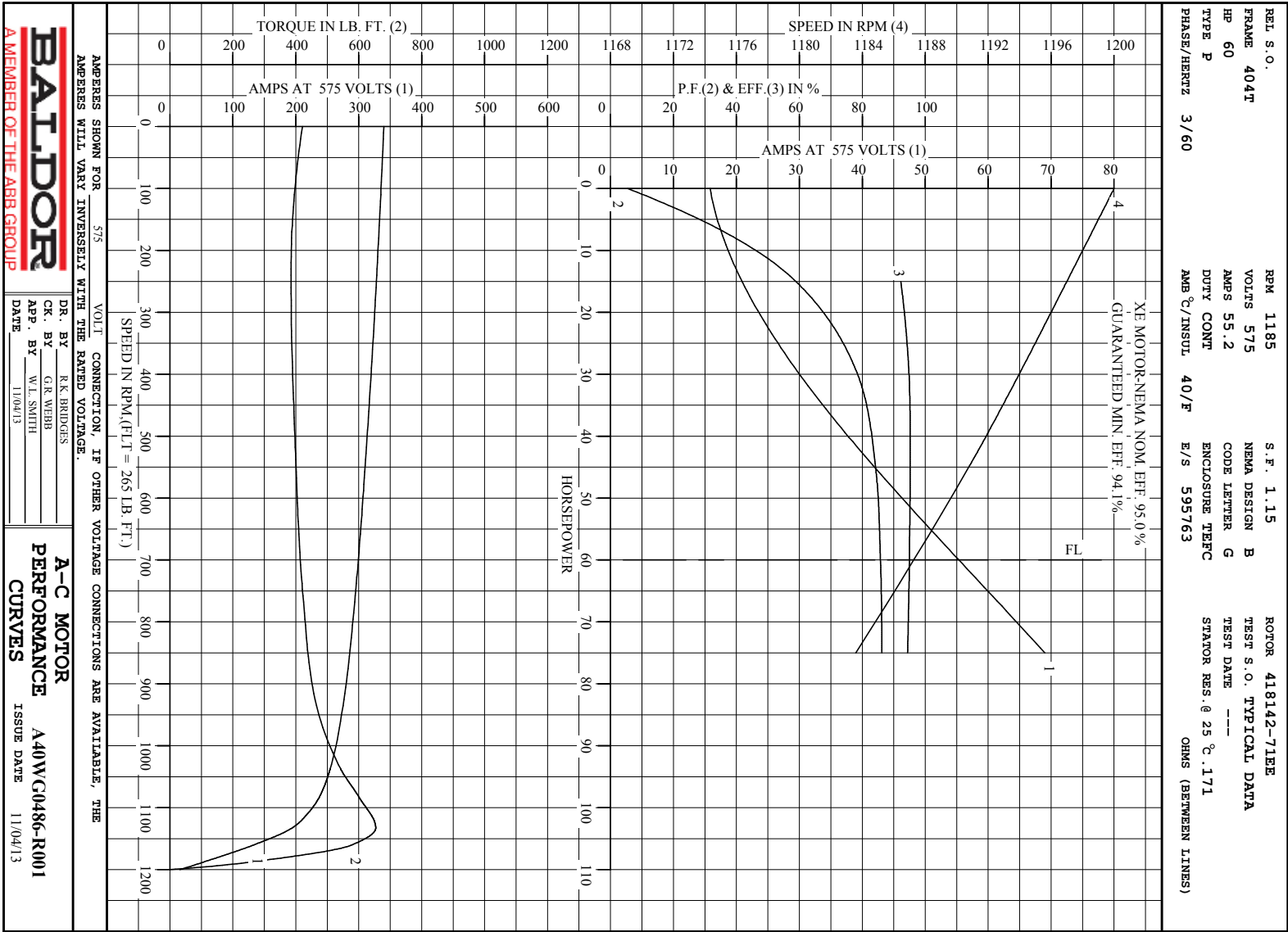
Parts List		
Part Number	Description	Quantity
SA267707	SA P40G3916	1.000 EA
RA254377	RA P40G3916	1.000 EA
NP3237	SS SUPER E INVERTER DUTY IEEE 841	1.000 EA
000613007EX	SS IEEE 841 EMBOSSED AUXILIARY NAMEPLATE	1.000 EA
000692000FF	N/P	1.000 EA
000692000JP	N/P	1.000 EA
000692000VD	LABEL WARNING	1.000 EA
000692000VH	N/P (RELEASE 1000 PCS)	1.000 EA
004824015A	GREASE POLYREX EM	0.884 LB
032018008CK	HHCS 3/8-16X1L PLATED	4.000 EA
032018020EK	HHCS 5/8-11X2-1/2 PLTD.	4.000 EA
032018024CK	HHCS 3/8-16X3 PLTD.	3.000 EA
034000014AB	WSH ID.406 OD.812 TH.065	4.000 EA
034180008DA	KEY 1/4X1/4X1 L (shipping)	1.000 EA
034530052BB	PP NIPP DE GRS F	1.000 EA
034530052AB	P/NIP 1/8X6-1/2 GALV.	1.000 EA
034631002AB	BUSH 1/4 TO 1/8 PLTD.	1.000 EA
035000001G	GREASE RELIEF FITTING, ALEMITE 317400	1.000 EA
078550001H	FAN KB 120/60 360	1.000 EA
083198101A	G400 STD FAN COVER MACHINING	1.000 EA
034692005AA	P PLUG 3/4"BLK.	1.000 EA
089412501C	G400 MACH 6316 FT MT BRKT 089412500WCA	1.000 EA
410700000DA	WAVY SPRING WASHER	1.000 EA
415028021G	SEAL	1.000 EA

Parts List (continued)		
Part Number	Description	Quantity
415072001B	CLAMP	1.000 EA
415096002A	CPLG 1/8 HEX TYPE	1.000 EA
423709011C	WASHER	3.000 EA
032018020EK	HHCS 5/8-11X2-1/2 PLTD.	4.000 EA
032018024CK	HHCS 3/8-16X3 PLTD.	3.000 EA
034530040AB	P/NIP 1/8X5 GALV.	1.000 EA
034530040BB	P/NIP 1/4X5	1.000 EA
034631002AB	BUSH 1/4 TO 1/8 PLTD.	1.000 EA
035000001G	GREASE RELIEF FITTING, ALEMITE 317400	1.000 EA
089412501C	G400 MACH 6316 FT MT BRKT 089412500WCA	1.000 EA
415028021G	SEAL	1.000 EA
415096002A	CPLG 1/8 HEX TYPE	1.000 EA
423709011C	WASHER	3.000 EA
032018010CK	HHCS 3/8-16X1-1/4 PLTD.	4.000 EA
033512008LB	HHTTS 1/4-20X1 PLATED	4.000 EA
034000014AB	WSH ID.406 OD.812 TH.065	4.000 EA
035000001A	ALFTG 1/8" 1610-BL	1.000 EA
035000001A	ALFTG 1/8" 1610-BL	1.000 EA
067053000B	GASK 320-400	1.000 EA
076708000BB	C/B - 360	1.000 EA
076709000A	C/B Cover - 360	1.000 EA
406099000A	PLUG - FAN COVER 320-440	1.000 EA
415000103H	415000103H	1.000 EA
415039016A	TERBD, 360-400	1.000 EA

418150003A	GREASE FITTING CAP	1.000 EA
418150003A	GREASE FITTING CAP	1.000 EA
033775004EA	DRSCR #6-1/4 304 S.S.	4.000 EA
034180044JA	KEY 3/4X3/4X5-1/2 L	1.000 EA
MG1025N19	WILKO 778.50 BLUE GREEN - 55 GAL DRUMS	0.375 GA
004824003CBY	WILKO PAINT 060.02 - ACTIVATOR	0.063 GA
482403003BEF	RUST VETO 342	0.013 GA
MG1500G03-5	LACQUER PRIMER, GRAY	0.063 GA
421948051	LABEL, MYLAR	1.000 EA
PK5004A02	WOOD BASE 40X32 STACK 2X4 RUNNER	1.000 EA
000613006PU	N/P (RELEASE QTY 10,000) UL CSA LABEL	1.000 EA
LB1449	DIV-2/NEC WARNING LABEL	1.000 EA
032018005DL	1/2-13 X 5/8 SILICON BRONZE HHCS	1.000 EA
412118006A	DRAIN	2.000 EA



REL. S.O.	FRAME	HP	TYPE	PHASE/ HERTZ	RPM	VOLTS
	404T	60	P	3/60	1185	575
AMPS	DUTY	AMB °C/ INSUL.	S.F.	NEMA DESIGN	CODE LETTER	ENCL.
55.2	CONT	40/F	1.15	B	G	TEFC
E/S	ROTOR	TEST S.O.	TEST DATE	STATOR RES. @25 °C OHMS (BETWEEN LINES)		
595763	418142-71EE	---	---	.171		
PERFORMANCE						
LOAD	HP	AMPERES	RPM	% POWER FACTOR	% EFFICIENCY	
NO LOAD	0	15.9	1200	5.37	0	
1/4	15.0	20.7	1197	58.9	92.3	
2/4	30.0	30.2	1194	78.5	94.8	
3/4	45.0	42.0	1191	84.2	95.2	
4/4	60.0	55.2	1187	85.8	95.0	
5/4	75.0	69.0	1184	86.2	94.4	
SPEED TORQUE						
	RPM	TORQUE % FULL LOAD	TORQUE LB.-FT.	AMPERES		
LOCKED ROTOR	0	159	421	340		
PULL UP	240	145	385	329		
BREAKDOWN	1133	247	654	194		
FULL LOAD	1187	100	265	55.2		
AMPERES SHOWN FOR 575. VOLT CONNECTION. IF OTHER VOLTAGE CONNECTIONS ARE AVAILABLE, THE AMPERES WILL VARY INVERSELY WITH THE RATED VOLTAGE REMARKS: TYPICAL DATA XE MOTOR-NEMA NOM. EFF. 95.0 % GUARANTEED MIN. EFF. 94.1%						
<div> <div> BALDOR A MEMBER OF THE ABB GROUP </div> <div> DR. BY R.K. BRIDGES CK. BY G.R. WEBB APP. BY W.L. SMITH DATE 11/04/13 </div> <div> A-C MOTOR PERFORMANCE DATA A40WG0486-R001 ISSUE DATE 11/04/13 </div> </div>						



DUTY MASTER ALTERNATING CURRENT MOTORS

SQUIRREL-CAGE INDUCTION

ENCLOSURE: TOTALLY ENCLOSED

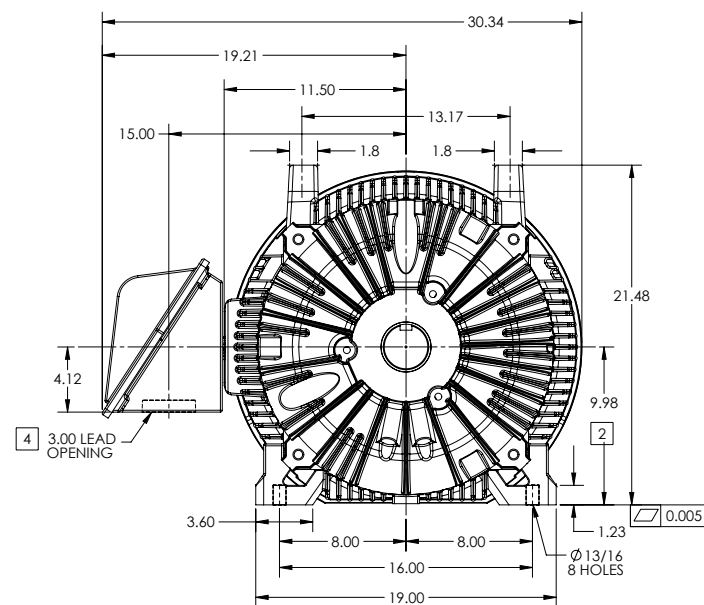
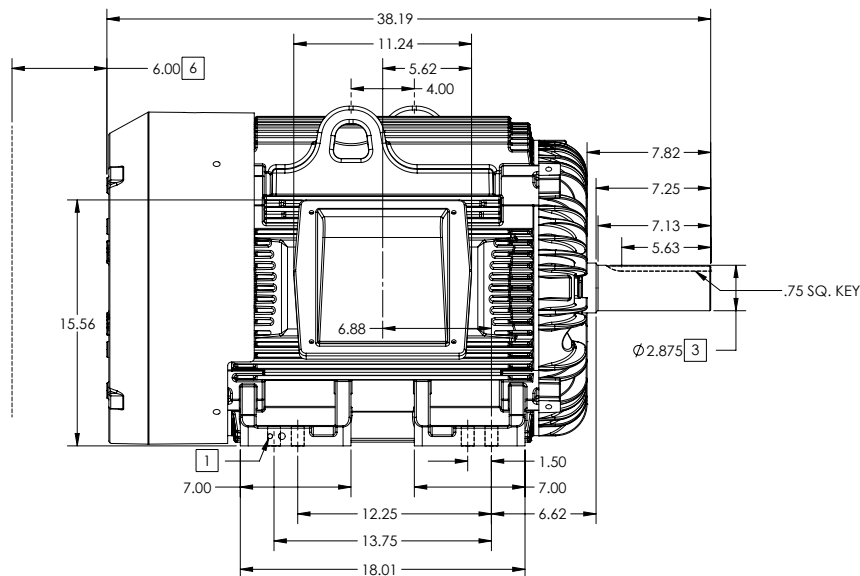
FRAME G405T ABOVE NEMA RATINGS

COOLING: FAN COOLED

MOUNTING: FOOT

INCLUDES 404T FRAME MOUNTING HOLES

841XL ENCLOSURE ENHANCEMENT



1. GROUND HOLES QTY 1 1/2-13 TAP; QTY 1 3/8-16 TAP
2. VARIES +.02, -.04
3. VARIES +.000, -.001
4. ON STANDARD MOTORS THIS IS CONDUIT SIZE. ON XT AND CORROSION PROOF MOTOR THIS IS PIPE TAP.
5. MOTOR WEIGHTS MAY VARY BY 15% DEPENDING ON RATING.
6. OBSTRUCTION MUST NOT ENCR OACH ON AIR INLET

CONDUIT BOX LOCATED ON OPPOSITE SIDE WHEN F-2.
IF MOUNTING CLEARANCE DETAILS ARE REQUIRED, CONSULT FACTORY.
MAXIMUM PERMISSIBLE SHAFT RUNOUT WHEN MEASURED AT END OF
STANDARD SHAFT EXTENSION IS .0015" T.I.R. TO 5 INCH DIA.

[5] WEIGHT (LBS): 1370

DIMENSIONS ARE IN INCHES; SEE SHEET 2 FOR DIMENSIONS IN MILLIMETERS

CUSTOMER IS RESPONSIBLE FOR DETERMINING THAT MOTOR PERFORMANCE IS SUITABLE IN THE APPLICATION.

SHEET NUMBER
1 OF 2

115-627219

REV. DESC. UPDATE NOTE #2 TO READ +0.02/-0.04	
REV: C	VERSION: 03
MODEL NO. 617429-511	REVISED: 09-05-55 05/16/2017
BY: RAGRSI	TDR: 000001028498
Material:	REF:

BALDOR

G405T-404T STD - FOOTED - 841XL/ECP SEVERE DUTY ENCLOSURE

617429-511

DUTY MASTER ALTERNATING CURRENT MOTORS

SQUIRREL-CAGE INDUCTION

ENCLOSURE: TOTALLY ENCLOSED

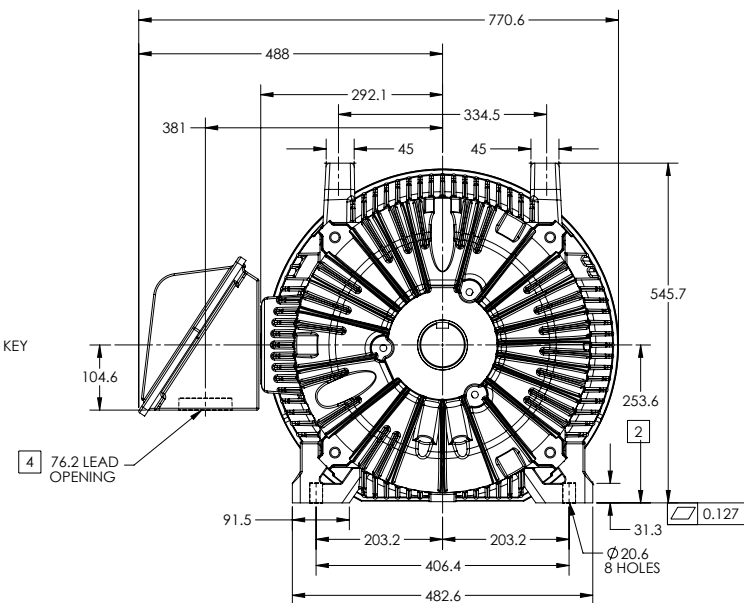
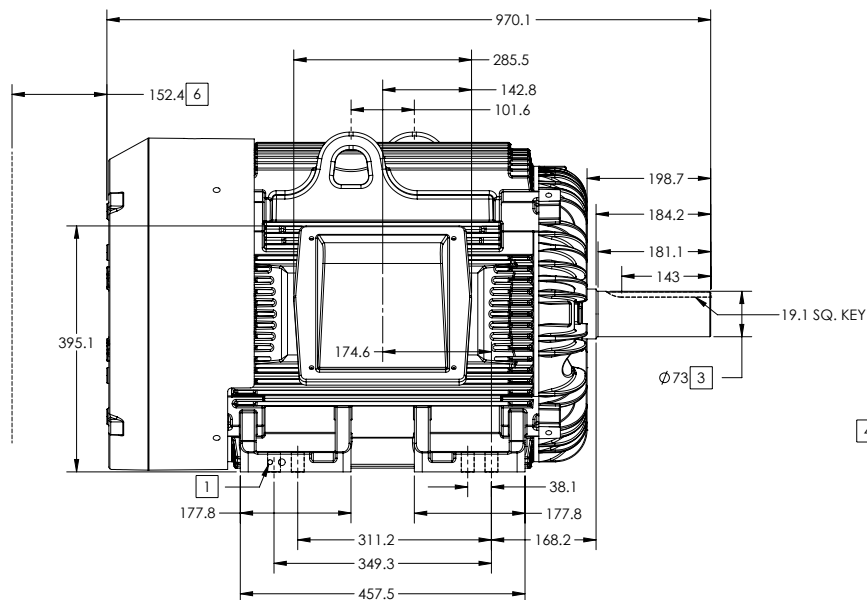
FRAME G405T ABOVE NEMA RATINGS

COOLING: FAN COOLED

MOUNTING: FOOT

INCLUDES 404T FRAME MOUNTING HOLES

841XL ENCLOSURE ENHANCEMENT



1. GROUND HOLES QTY 1 1/2-13 TAP; QTY 1 3/8-16 TAP
2. VARIES +.5,-1.0
3. VARIES +.00,-.03
4. ON STANDARD MOTORS THIS IS CONDUIT SIZE. ON XT AND CORROSION PROOF MOTOR THIS IS PIPE TAP.
5. MOTOR WEIGHTS MAY VARY BY 15% DEPENDING ON RATING.
6. OBSTRUCTION MUST NOT ENCRATCH ON AIR INLET

CONDUIT BOX LOCATED ON OPPOSITE SIDE WHEN F-2.
IF MOUNTING CLEARANCE DETAILS ARE REQUIRED, CONSULT FACTORY.
MAXIMUM PERMISSIBLE SHAFT RUNOUT WHEN MEASURED AT END OF
STANDARD SHAFT EXTENSION IS .04 MM T.I.R. TO 127 MM DIA.

5 WEIGHT (KGS): 630

DIMENSIONS ARE IN MILLIMETERS; SEE SHEET 1 FOR DIMENSIONS IN INCHES

CUSTOMER IS RESPONSIBLE FOR DETERMINING THAT MOTOR PERFORMANCE IS SUITABLE IN THE APPLICATION.

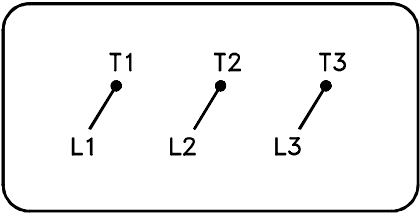
REV. DESC: UPDATE NOTE #2 TO READ +0.02/-0.04			
REV: C	VERSION: 03	REVISED: 09:05:55 05/16/2017	TDR: 00000102849
MODEL NO. 617429-511			REF:
BY: RAGJSS1		Material:	

BALDOR

G405T/404T STD - FOOTED - 841XL/ECP SEVERE DUTY ENCLOSURE

416820-036

A-C MOTOR
CONNECTION DIAGRAM
STANDARD 3 LEAD CONNECTED



(N.P. 1575-BA)

416820-036

REV. DESC: LOADED TO BUS, C/R 335225		
REV. LTR: -	VERSION: 00	TDR: 000000538207
FILE: \MGA\00000\682		REVISED: 11: 54: 06 04/30/2010
MTL: -		BY: RAGRA

BALDOR

CONN DIAG - STANDARD 3 LEAD
SH 1 of 1

Marketing maintained PDF of MN408:

<http://www.baldor.com/support/Literature/Load.ashx/MN408?ManNumber=MN408>

Marketing maintained PDF of MN416:

<http://www.baldor.com/support/Literature/Load.ashx/MN416?ManNumber=MN416>