

**BALDOR® • RELIANCE** 

**Product Information Packet**

**EFM3311T**

**7.5HP,1770RPM,3PH,60HZ,213T,3734M,OPSB,F**

Part Detail							
Revision:	P	Status:	PRD/A	Change #:		Proprietary:	No
Type:	AC	Elec. Spec:	37WGS520	CD Diagram:	CD0005	Mfg Plant:	
Mech. Spec:	37B106	Layout:	37LYB106	Poles:	04	Created Date:	05-04-2010
Base:	RG	Eff. Date:	07-19-2017	Leads:	9#14		

Specs			
Catalog Number:	EFM3311T	Heater Indicator:	No Heater
Enclosure:	OPSB	Insulation Class:	F
Frame:	213T	Inverter Code:	Inverter Ready
Frame Material:	Steel	KVA Code:	J
Output @ Frequency:	7.500 HP @ 60 HZ	Lifting Lugs:	Standard Lifting Lugs
Synchronous Speed @ Frequency:	1800 RPM @ 60 HZ	Locked Bearing Indicator:	No Locked Bearing
Voltage @ Frequency:	460.0 V @ 60 HZ	Motor Lead Quantity/Wire Size:	9 @ 14 AWG
	230.0 V @ 60 HZ	Motor Lead Exit:	Ko Box
XP Class and Group:	None	Motor Lead Termination:	Flying Leads
XP Division:	Not Applicable	Motor Type:	3734M
Agency Approvals:	UR	Mounting Arrangement:	F2
	CSA EEV	Power Factor:	79
	CSA	Product Family:	General Purpose
Auxillary Box:	No Auxillary Box	Pulley End Bearing Type:	Ball
Auxillary Box Lead Termination:	None	Pulley Face Code:	Standard
Base Indicator:	Rigid	Pulley Shaft Indicator:	Standard
Bearing Grease Type:	Polyrex EM (-20F +300F)	Rodent Screen:	None
Blower:	None	Shaft Extension Location:	Pulley End

<b>Current @ Voltage:</b>	19.400 A @ 230.0 V	<b>Shaft Ground Indicator:</b>	No Shaft Grounding
	20.400 A @ 208.0 V	<b>Shaft Rotation:</b>	Reversible
	9.700 A @ 460.0 V	<b>Shaft Slinger Indicator:</b>	No Slinger
<b>Design Code:</b>	A	<b>Speed Code:</b>	Single Speed
<b>Drip Cover:</b>	No Drip Cover	<b>Motor Standards:</b>	NEMA
<b>Duty Rating:</b>	CONT	<b>Starting Method:</b>	Direct on line
<b>Electrically Isolated Bearing:</b>	Not Electrically Isolated	<b>Thermal Device - Bearing:</b>	NONE (OLD)
<b>Feedback Device:</b>	NO FEEDBACK	<b>Thermal Device - Winding:</b>	None
<b>Front Face Code:</b>	Standard	<b>Vibration Sensor Indicator:</b>	No Vibration Sensor
<b>Front Shaft Indicator:</b>	None	<b>Winding Thermal 1:</b>	None
		<b>Winding Thermal 2:</b>	None

<b>Nameplate NP3553L</b>										
<b>CAT.NO.</b>	EFM3311T									
<b>SPEC</b>	37B106S520G1									
<b>HP</b>	7.5									
<b>VOLTS</b>	230/460									
<b>AMPS</b>	19.4/9.7									
<b>RPM</b>	1770									
<b>FRAME</b>	213T					<b>HZ</b>	60		<b>PH</b>	3
<b>SF</b>	1.15			<b>CODE</b>	J	<b>DES</b>	A		<b>CLASS</b>	F
<b>NEMA NOM. EFF</b>	91			<b>PF</b>	79					
<b>RATING</b>	40C AMB-CONT									
<b>CC</b>	010A					<b>USABLE AT 208V</b>				20.4
<b>ENCL</b>	OPSB			<b>SER</b>						
<b>DE</b>	6307				<b>ODE</b>	6206				
<b>VPWM INVERTER READY</b>										
<b>CT30-60(2:1) VT3-60(20:1)</b>										

Parts List		
Part Number	Description	Quantity
SA194357	SA 37B106S520G1	1.000 EA
RA181947	RA 37B106S520G1	1.000 EA
HA6361A01	LIFTING LUG FOR 37, 39 & 40 FRAME ZINC	2.000 EA
37CB3006	37 CB CASTING W/1.38 LEAD HOLE @ 6:00	1.000 EA
51XW2520A10	.25-20 X .62, TAPTITE II, HEX WSHR SLTD	2.000 EA
11XW1032G06	10-32 X .38, TAPTITE II, HEX WSHR SLTD U	1.000 EA
37EP3203A00	MASTER,ODE,206 BRG,GREASER	1.000 EA
HW4500A01	1641B(ALEMITE)400 UNIV, GREASE FITT	1.000 EA
HW5100A06	W2420-025 WVY WSHR (WB)	1.000 EA
37EP3204D00	MASTER,DE,307 BRG,GREASER	1.000 EA
HW4500A01	1641B(ALEMITE)400 UNIV, GREASE FITT	1.000 EA
XY3118A12	5/16-18 HEX NUT DIRECTIONAL SERRATION	4.000 EA
37CB4516	LIPPED LID FOR 37 FRAME NEC KOBX	1.000 EA
51XW0832A07	8-32 X .44, TAPTITE II, HEX WSHR SLTD SE	4.000 EA
HW2501F21	KEY, 5/16 SQ X 2.375	1.000 EA
HA7000A02	KEY RETAINER RING, 1 1/8 DIA, 1 3/8 DIA	1.000 EA
85XU0407S04	4X1/4 U DRIVE PIN STAINLESS	2.000 EA
LB1115N	LABEL,LIFTING DEVICE (ON ROLLS)	1.000 EA
MJ1000A02	GREASE, POLYREX EM EXXON (USe 4824-15A)	0.050 LB
MG1000Y03	MUNSELL 2.53Y 6.70/ 4.60, GLOSS 20,	0.025 GA
HA3104A39	THRUBOLT-5/16-18 X 12.250	4.000 EA
37AD2001A01	BAFFLE PLATE, PLASTIC 0.63" WIDTH	2.000 EA
LC0005E01	CONN.DIA./WARNING LABEL (LC0005/LB1119N)	1.000 EA
NP3553L	ALUM SUPER-E VPWM INVERTER READY UL CSA-	1.000 EA

<b>Parts List (continued)</b>		
<b>Part Number</b>	<b>Description</b>	<b>Quantity</b>
36PA1001	PKG GRP, PRINT PK1017A06	1.000 EA
MN416A01	TAG-INSTAL-MAINT no wire (1200/bx) 5/18	1.000 EA
FE-0000001	ZRTG FE ASSEMBLY	1.000 EA
PE-0000001	ZRTG PE ASSEMBLY	1.000 EA

<b>Accessories</b>		
<b>Part Number</b>	<b>Description</b>	<b>Multiplier</b>
37-1404	C FACE KIT	A8

**AC Induction Motor Performance Data**

Record # 35207 - Typical performance - not guaranteed values

<b>Winding:</b> 37WGS520-R002	<b>Type:</b> 3734M	<b>Enclosure:</b> OPSB
-------------------------------	--------------------	------------------------

Nameplate Data				460 V, 60 Hz: High Voltage Connection	
Rated Output (HP)	7.5			Full Load Torque	22.4 LB-FT
Volts	230/460			Start Configuration	direct on line
Full Load Amps	19.4/9.7			Breakdown Torque	77.6 LB-FT
R.P.M.	1770			Pull-up Torque	38.7 LB-FT
Hz	60	Phase	3	Locked-rotor Torque	46.3 LB-FT
NEMA Design Code	A	KVA Code	J	Starting Current	72.2 A
Service Factor (S.F.)	1.15			No-load Current	4.94 A
NEMA Nom. Eff.	91	Power Factor	79	Line-line Res. @ 25°C	1.53 Ω
Rating - Duty	40C AMB-CONT			Temp. Rise @ Rated Load	37°C
S.F. Amps				Temp. Rise @ S.F. Load	45°C
				Locked-rotor Power Factor	39.2
				Rotor inertia	0.836 LB-FT <sup>2</sup>

Load Characteristics 460 V, 60 Hz, 7.5 HP

% of Rated Load	25	50	75	100	125	150	S.F.
Power Factor	38	60	72	78	82	83	81
Efficiency	85.1	90.4	91.6	91.3	90.5	89.4	90.7
Speed	1792	1785	1778	1769	1760	1749	1766
Line amperes	5.35	6.5	8.01	9.89	11.9	14.2	11



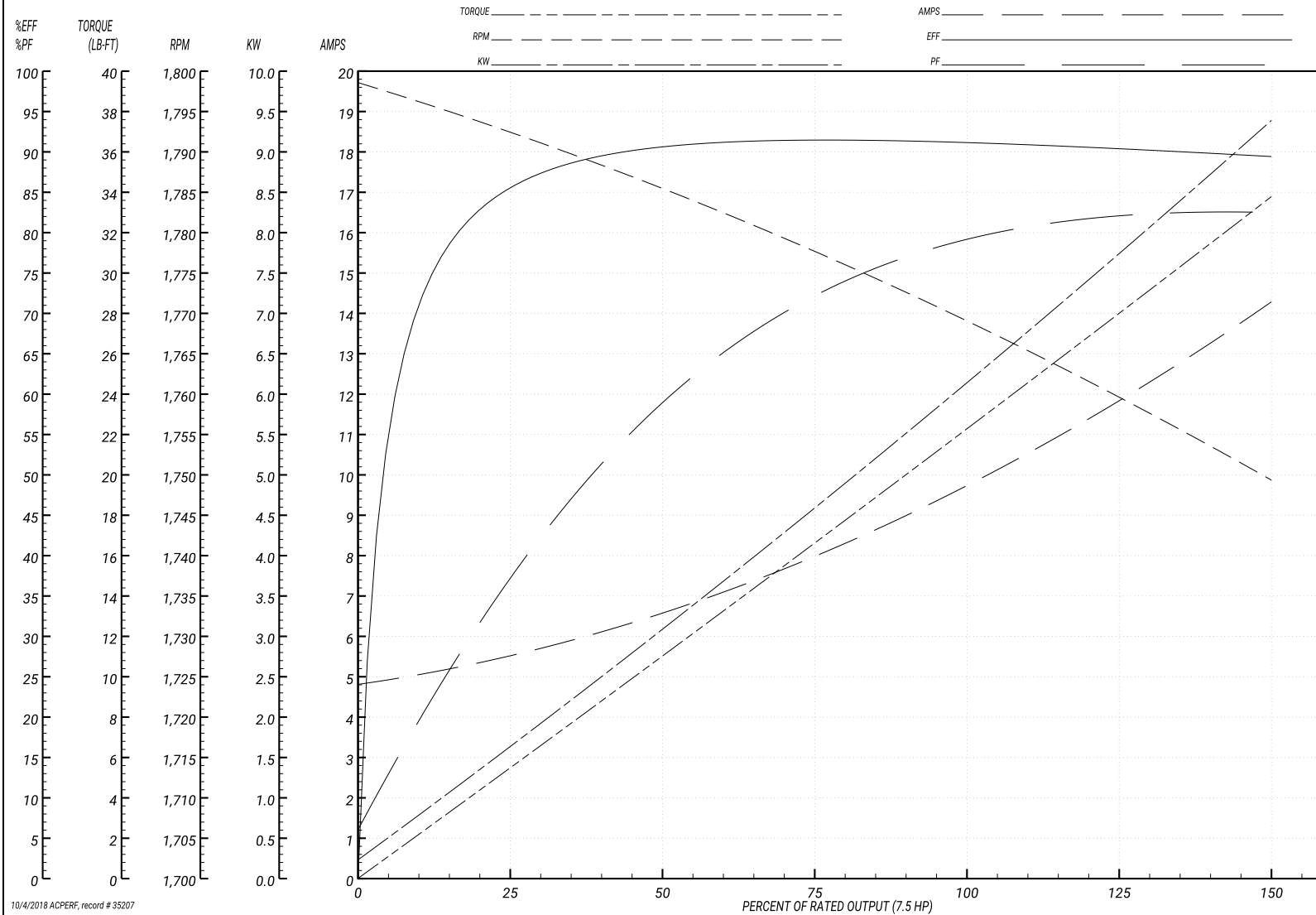
Performance Graph at 460V, 60Hz, 7.5HP Typical performance - Not guaranteed values

**BALDOR ELECTRIC COMPANY**

WINDING # 37WGS520

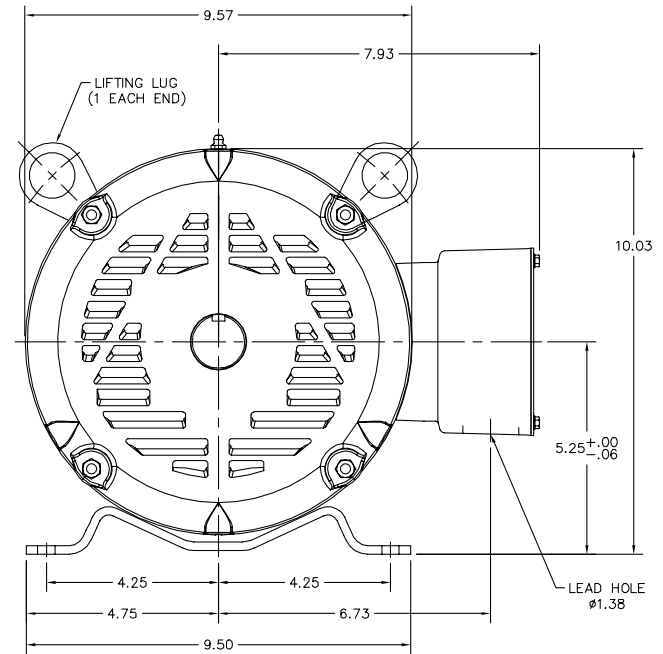
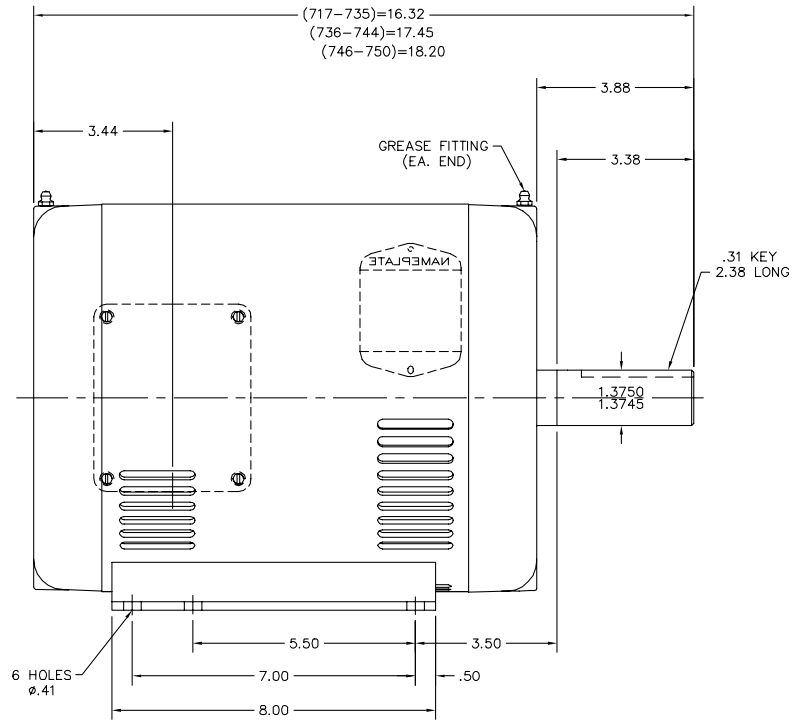
Typical performance - not guaranteed values.

7.5 HP 3 PH 60 HZ 1770 RPM 460 V 3734M  
 TORQUES(LB-FT): PO=77.6 PU=38.7 LR=46.3 LRA=72.2



10/4/2018 ACPERF, record # 35207

37LYB106



37LYB106

CUSTOMER IS RESPONSIBLE FOR DETERMINING THAT BALDOR'S PRODUCT WILL PERFORM SUITABLY IN THE INTENDED APPLICATION.

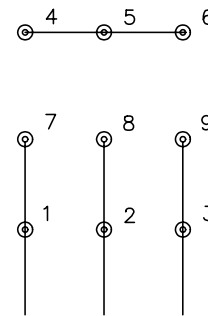
REV. DESC: REPLACE ENDPLATES		
REV. LTR: G	VERSION: 02	TDR: 000001018975
FILE: \AAA\00009\740	REVISED: 09:05:13 03/07/2017	BY: USZAHAR
MTL: -		

**BALDOR**  
 STD HORZ 213-5T OPSB 37M (F-2 MTG)  
 SH 1 of 1

CD0005

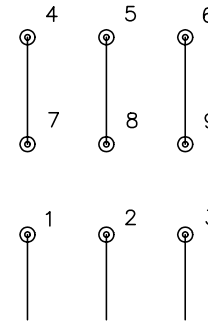


LOW VOLTAGE  
(2Y)



LINE

HIGH VOLTAGE  
(1Y)



LINE

NOTES:

1. INTERCHANGE ANY TWO LINE LEADS TO REVERSE ROTATION.
2. OPTIONAL THERMOSTATS ARE PROVIDED WHEN SPECIFIED.
3. ACTUAL NUMBER OF INTERNAL PARALLEL CIRCUITS MAY BE A MULTIPLE OF THOSE SHOWN ABOVE.
4. LEAD COLORS ARE OPTIONAL. LEADS MUST ALWAYS BE NUMBERED AS SHOWN.

REV. DESC: REVISE TO SHOW OPTIONAL COLORS			
REV. LTR: E	BY: JLP	REVISED: 01/19/99 10:15	TDR: 0171435
900000		FILE: AAA00005140	MDL: -
		MTL: -	

**BALDOR ELECTRIC Co.**

3PH, DV, 9 LEADS

CD0005