

**BALDOR® • RELIANCE** 

**Product Information Packet**

**EHM3554T**

**1.5HP, 1760RPM, 3PH, 60HZ, 145T, 3526M, TEFC, F**

Part Detail							
Revision:	U	Status:	PRD/A	Change #:		Proprietary:	No
Type:	AC	Elec. Spec:	35WGM493	CD Diagram:	CD0005	Mfg Plant:	
Mech. Spec:	35Z141	Layout:	35LYZ141	Poles:	04	Created Date:	10-07-2010
Base:	RG	Eff. Date:	03-14-2018	Leads:	9#18		

Specs			
Catalog Number:	EHM3554T	Insulation Class:	F
Enclosure:	TEFC	Inverter Code:	Inverter Ready
Frame:	145T	KVA Code:	L
Frame Material:	Steel	Lifting Lugs:	Standard Lifting Lugs
Output @ Frequency:	1.500 HP @ 60 HZ	Locked Bearing Indicator:	No Locked Bearing
Synchronous Speed @ Frequency:	1800 RPM @ 60 HZ	Motor Lead Quantity/Wire Size:	9 @ 18 AWG
Voltage @ Frequency:	460.0 V @ 60 HZ	Motor Lead Exit:	Ko Box
	230.0 V @ 60 HZ	Motor Lead Termination:	Flying Leads
XP Class and Group:	None	Motor Type:	3526M
XP Division:	Not Applicable	Mounting Arrangement:	F1
Agency Approvals:	CSA	Power Factor:	73
	UR	Product Family:	General Purpose
Auxillary Box:	No Auxillary Box	Pulley End Bearing Type:	Ball
Auxillary Box Lead Termination:	None	Pulley Face Code:	Standard
Base Indicator:	Rigid	Pulley Shaft Indicator:	Standard
Bearing Grease Type:	Polyrex EM (-20F +300F)	Rodent Screen:	None
Blower:	None	Shaft Extension Location:	Pulley End
Current @ Voltage:	2.200 A @ 460.0 V	Shaft Ground Indicator:	No Shaft Grounding

	4.400 A @ 230.0 V	<b>Shaft Rotation:</b>	Reversible
	4.500 A @ 208.0 V	<b>Shaft Slinger Indicator:</b>	No Slinger
<b>Design Code:</b>	B	<b>Speed Code:</b>	Single Speed
<b>Drip Cover:</b>	No Drip Cover	<b>Motor Standards:</b>	NEMA
<b>Duty Rating:</b>	CONT	<b>Starting Method:</b>	Direct on line
<b>Electrically Isolated Bearing:</b>	Not Electrically Isolated	<b>Thermal Device - Bearing:</b>	NONE (OLD)
<b>Feedback Device:</b>	NO FEEDBACK	<b>Thermal Device - Winding:</b>	None
<b>Front Face Code:</b>	Standard	<b>Vibration Sensor Indicator:</b>	No Vibration Sensor
<b>Front Shaft Indicator:</b>	None	<b>Winding Thermal 1:</b>	None
<b>Heater Indicator:</b>	No Heater	<b>Winding Thermal 2:</b>	None

Nameplate NP2094E06B03	
CAT.NO.	EHM3554T
SPEC.	35Z141M493G1
HP	1.5
VOLTS	230/460
AMPS	4.4/2.2
RPM	1760
FRAME	145T
	HZ 60
	PH 3
SER.F.	1.15
	CODE L
	DES B
	CL F
NEMA-NOM-EFF	86.5
	PF 73
RATING	40C AMB-CONT
CC	010A
	USABLE AT 208V 4.5
DE	6205
	ODE 6203
AUTO	N
	MANUAL N
	NONE Y
ENCL	TEFC
	SN
BLANK	

Parts List		
Part Number	Description	Quantity
SA204754	SA 35Z141M493G1	1.000 EA
RA192000	RA 35Z141M493G1	1.000 EA
34FN3002B01	EXTERNAL FAN, PLASTIC, .637/.639 HUB W/	1.000 EA
HW3200A01	3/8-16X3/4 I-BLT WELDED F/S	1.000 EA
NS2512A01	INSULATOR, CONDUIT BOX X	1.000 EA
35CB3009	35 CB W/1.09 DIA. LEAD HOLE @ 6:	1.000 EA
36GS1000SP	GASKET-CONDUIT BOX, .06 THICK #SV-330 LE	1.000 EA
51XB1016A07	10-16 X 7/16 HXWSSLD SERTYB	2.000 EA
11XW1032G06	10-32 X .38, TAPTITE II, HEX WSHR SLTD U	1.000 EA
35EP3122A00	MASTER ODE,203 BRG,.683SH,#26 DRN,GRSR,F	1.000 EA
HW4500A19	1/4-28X1/4 SLOTTED PLUG F/S	1.000 EA
HW5100A03	WAVY WASHER (W1543-017)	1.000 EA
35EP3123F02	F00 W/AEGIS SH GND	1.000 EA
91XN0540J08	SCREW, 5-40 X 1/2", FHC, AS	4.000 EA
HW4500A19	1/4-28X1/4 SLOTTED PLUG F/S	1.000 EA
XY1032A02	10-32 HEX NUT DIRECTIONAL SERRATION	4.000 EA
51XB1214A16	12-14X1.00 HXWSSLD SERTYB	1.000 EA
35FH4005A84SP	IEC FH W/GRSR, NO DIMPLES PRIMED	1.000 EA
51XW1032A06	10-32 X .38, TAPTITE II, HEX WSHR SLTD S	3.000 EA
35CB4521GX	CONDUIT BOX LID KIT **ORDER INDIV PARTS	1.000 EA
51XW0832A07	8-32 X .44, TAPTITE II, HEX WSHR SLTD SE	4.000 EA
HW2501D13	KEY, 3/16 SQ X 1.375	1.000 EA
HA7000A01	KEY RETAINER 7/8" DIA SHAFT	1.000 EA
LB1115N	LABEL,LIFTING DEVICE (ON ROLLS)	1.000 EA

<b>Parts List (continued)</b>		
<b>Part Number</b>	<b>Description</b>	<b>Quantity</b>
MJ1000A02	GREASE, POLYREX EM EXXON (USe 4824-15A)	0.050 LB
MG1000G27	MED CHARCOAL METALLIC GREY 400-0096	0.017 GA
HA3100A18	THRUBOLT 10-32 X 9.250	4.000 EA
LC0005	CONN.DIA.,TY M,9-LD,DUAL VOLT,REVERSING	1.000 EA
NP2094E06B03	NP LABEL W/BARCODE (PREM EFF HVAC MTR)	1.000 EA
36PA1000	PKG GRP, PRINT PK1016A06	1.000 EA
MN416A01	TAG-INSTAL-MAINT no wire (1200/bx) 5/18	1.000 EA
FE-0000001	ZRTG FE ASSEMBLY	1.000 EA

**AC Induction Motor Performance Data**

Record # 64659 - Typical performance - not guaranteed values

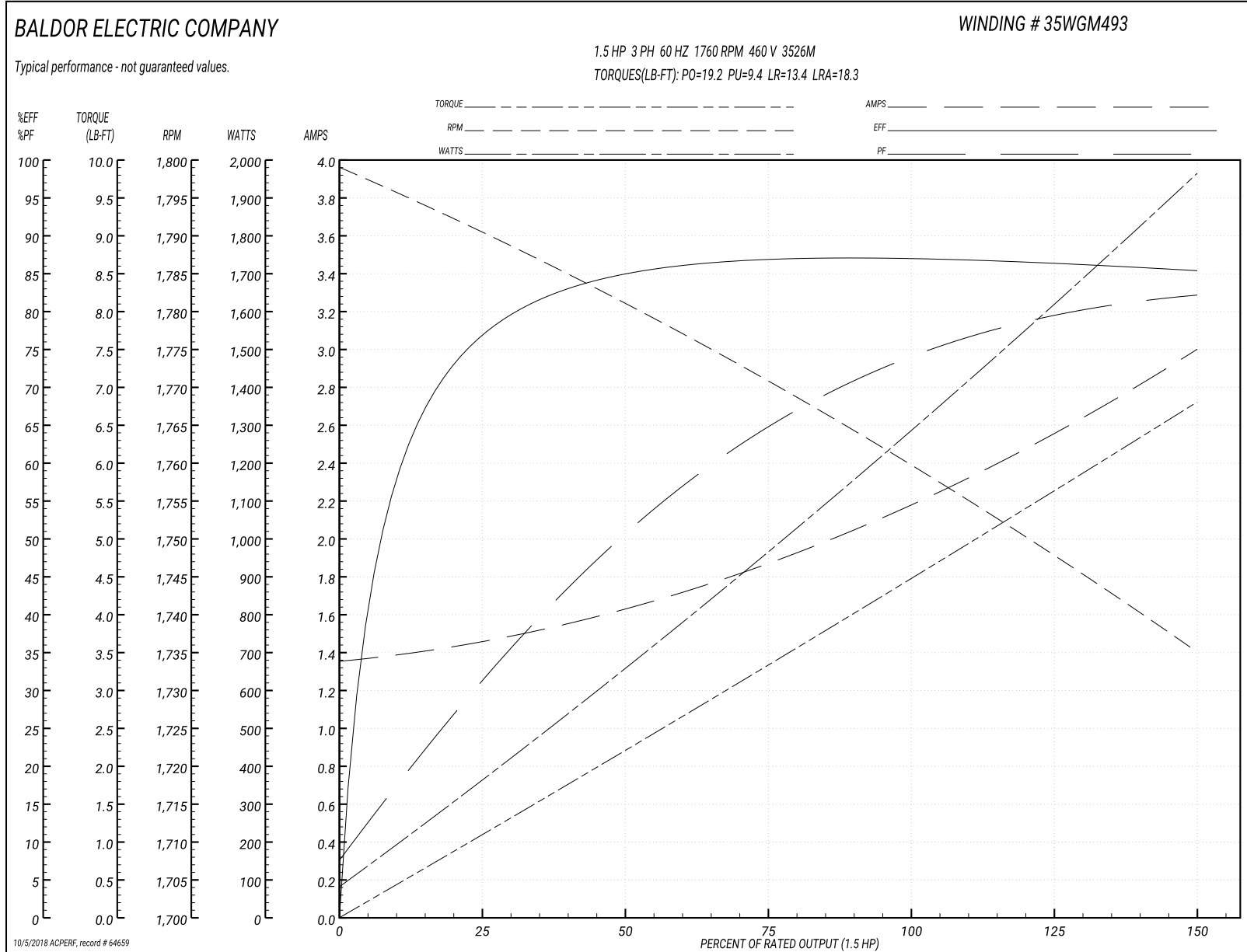
<b>Winding:</b> 35WGM493-R078	<b>Type:</b> 3526M	<b>Enclosure:</b> TEFC
-------------------------------	--------------------	------------------------

Nameplate Data				460 V, 60 Hz: High Voltage Connection	
Rated Output (HP)	1.5			Full Load Torque	4.47 LB-FT
Volts	230/460			Start Configuration	direct on line
Full Load Amps	4.4/2.2			Breakdown Torque	19.2 LB-FT
R.P.M.	1760			Pull-up Torque	9.4 LB-FT
Hz	60	Phase	3	Locked-rotor Torque	13.4 LB-FT
NEMA Design Code	B	KVA Code	L	Starting Current	18.3 A
Service Factor (S.F.)	1.15			No-load Current	1.37 A
NEMA Nom. Eff.	86.5	Power Factor	73	Line-line Res. @ 25°C	10.1 Ω
Rating - Duty	40C AMB-CONT			Temp. Rise @ Rated Load	44°C
S.F. Amps				Temp. Rise @ S.F. Load	52°C
				Locked-rotor Power Factor	51.5
				Rotor inertia	0.154 LB-FT <sup>2</sup>

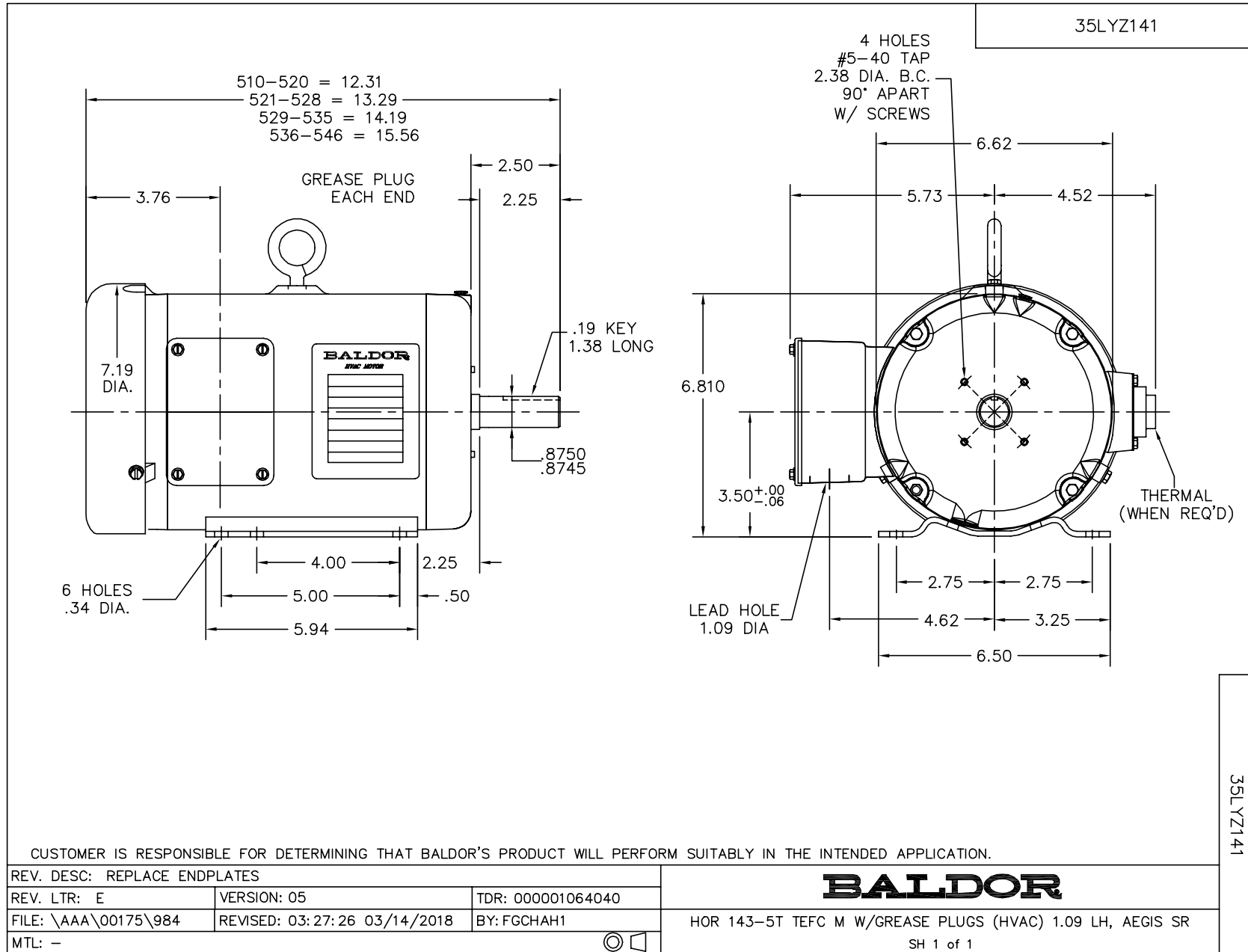
Load Characteristics 460 V, 60 Hz, 1.5 HP

% of Rated Load	25	50	75	100	125	150	S.F.
Power Factor	31	51	65	73	79	83	77
Efficiency	76.2	84.4	86.9	87.1	86.4	85.3	86.7
Speed	1791	1781	1771	1760	1748	1735	1753
Line amperes	1.44	1.61	1.86	2.19	2.58	2.98	2.42

Performance Graph at 460V, 60Hz, 1.5HP Typical performance - Not guaranteed values







CD0005

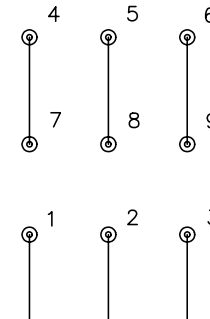


LOW VOLTAGE  
(2Y)



LINE

HIGH VOLTAGE  
(1Y)



LINE

NOTES:

1. INTERCHANGE ANY TWO LINE LEADS TO REVERSE ROTATION.
2. OPTIONAL THERMOSTATS ARE PROVIDED WHEN SPECIFIED.
3. ACTUAL NUMBER OF INTERNAL PARALLEL CIRCUITS MAY BE A MULTIPLE OF THOSE SHOWN ABOVE.
4. LEAD COLORS ARE OPTIONAL. LEADS MUST ALWAYS BE NUMBERED AS SHOWN.

REV. DESC: REVISE TO SHOW OPTIONAL COLORS			
REV. LTR: E	BY: JLP	REVISED: 01/19/99 10:15	TDR: 0171435
90000		FILE: AAA00005140	MDL: -
		MTL: -	

**BALDOR ELECTRIC Co.**

3PH, DV, 9 LEADS

CD0005