

**BALDOR® • RELIANCE** 

**Product Information Packet**

**EM30007**

**.33HP,1725RPM,3PH,60HZ,48,3416M,OPEN,F1**

Part Detail							
Revision:	D	Status:	PRD/A	Change #:		Proprietary:	No
Type:	AC	Elec. Spec:	34WGS936	CD Diagram:	CD0005	Mfg Plant:	
Mech. Spec:	34F002	Layout:	34LYF002	Poles:	04	Created Date:	10-03-2014
Base:	RG	Eff. Date:	02-23-2018	Leads:	9#18		

Specs			
Catalog Number:	EM30007	Insulation Class:	B
Enclosure:	OPEN	Inverter Code:	Not Inverter
Frame:	48	KVA Code:	N
Frame Material:	Steel	Lifting Lugs:	No Lifting Lugs
Output @ Frequency:	.330 HP @ 60 HZ	Locked Bearing Indicator:	No Locked Bearing
Synchronous Speed @ Frequency:	1800 RPM @ 60 HZ	Motor Lead Quantity/Wire Size:	9 @ 18 AWG
Voltage @ Frequency:	460.0 V @ 60 HZ	Motor Lead Exit:	Ko Box
	230.0 V @ 60 HZ	Motor Lead Termination:	Flying Leads
XP Class and Group:	None	Motor Type:	3416M
XP Division:	Not Applicable	Mounting Arrangement:	F1
Agency Approvals:	CSA	Power Factor:	66
	UR	Product Family:	General Purpose
Auxillary Box:	No Auxillary Box	Pulley End Bearing Type:	Ball
Auxillary Box Lead Termination:	None	Pulley Face Code:	Standard
Base Indicator:	Rigid	Pulley Shaft Indicator:	Standard
Bearing Grease Type:	Polyrex EM (-20F +300F)	Rodent Screen:	None
Blower:	None	RoHS Status:	ROHS COMPLIANT
Current @ Voltage:	.700 A @ 460.0 V	Shaft Extension Location:	Pulley End

	1.400 A @ 230.0 V	<b>Shaft Ground Indicator:</b>	No Shaft Grounding
	1.700 A @ 208.0 V	<b>Shaft Rotation:</b>	Reversible
<b>Design Code:</b>	B	<b>Shaft Slinger Indicator:</b>	No Slinger
<b>Drip Cover:</b>	No Drip Cover	<b>Speed Code:</b>	Single Speed
<b>Duty Rating:</b>	CONT	<b>Motor Standards:</b>	NEMA
<b>Electrically Isolated Bearing:</b>	Not Electrically Isolated	<b>Starting Method:</b>	Direct on line
<b>Feedback Device:</b>	NO FEEDBACK	<b>Thermal Device - Bearing:</b>	NONE (OLD)
<b>Front Face Code:</b>	Standard	<b>Thermal Device - Winding:</b>	None
<b>Front Shaft Indicator:</b>	None	<b>Vibration Sensor Indicator:</b>	No Vibration Sensor
<b>Heater Indicator:</b>	No Heater	<b>Winding Thermal 1:</b>	None
		<b>Winding Thermal 2:</b>	None

Nameplate NP3155L													
CAT.NO.	EM30007												
SPEC.	34F002S936G1												
HP	.33												
VOLTS	230/460												
AMP	1.4/7												
RPM	1725												
FRAME	48					HZ	60			PH	3		
SER.F.	1.35					CODE	N		DES	B		CL	B
F.L. AVG. EFF.	73.4					PF	66						
RATING	40C AMB-CONT												
CC										USABLE AT 208V	1.7		
DE	6203					ODE	6203						
ENCL	OPEN					SN							
	SFA 1.6/8												

Parts List		
Part Number	Description	Quantity
SA287915	SA 34F002S936G1	1.000 EA
RA274118	RA 34F002S936G1	1.000 EA
NS2512A01	INSULATOR, CONDUIT BOX X	1.000 EA
34CB3002A	CB CAST W/.88 DIA HOLE	1.000 EA
51XB1016A07	10-16 X 7/16 HXWSSLD SERTYB	2.000 EA
11XW1032G06	10-32 X .38, TAPTITE II, HEX WSHR SLTD U	1.000 EA
34EP3210A01SP	FR ENDPLATE, MACH	1.000 EA
HW5100A03	WAVY WASHER (W1543-017)	1.000 EA
34EP3212A02	PU ENDPLATE, MODEL 34 OPEN	1.000 EA
XY1032A02	10-32 HEX NUT DIRECTIONAL SERRATION	4.000 EA
34CB4517	CB LID 4 MTG HOLES .22 DIA STAMPED, FOR	1.000 EA
51XW0832A07	8-32 X .44, TAPTITE II, HEX WSHR SLTD SE	4.000 EA
MG1000Y03	MUNSELL 2.53Y 6.70/ 4.60, GLOSS 20,	0.014 GA
85XU0407S04	4X1/4 U DRIVE PIN STAINLESS	2.000 EA
HA3100A12	THRUBOLT 10-32 X 7.375	4.000 EA
LC0005E01	CONN.DIA./WARNING LABEL (LC0005/LB1119N)	1.000 EA
MN416A01	TAG-INSTAL-MAINT no wire (1200/bx) 5/18	1.000 EA
NP3155L	ALUM SUPER-E UL CSA CC "SEMS"	1.000 EA
34PA1002	PKG GRP, PRINT PK1001A01	1.000 EA

**AC Induction Motor Performance Data**

Record # 47464 - Typical performance - not guaranteed values

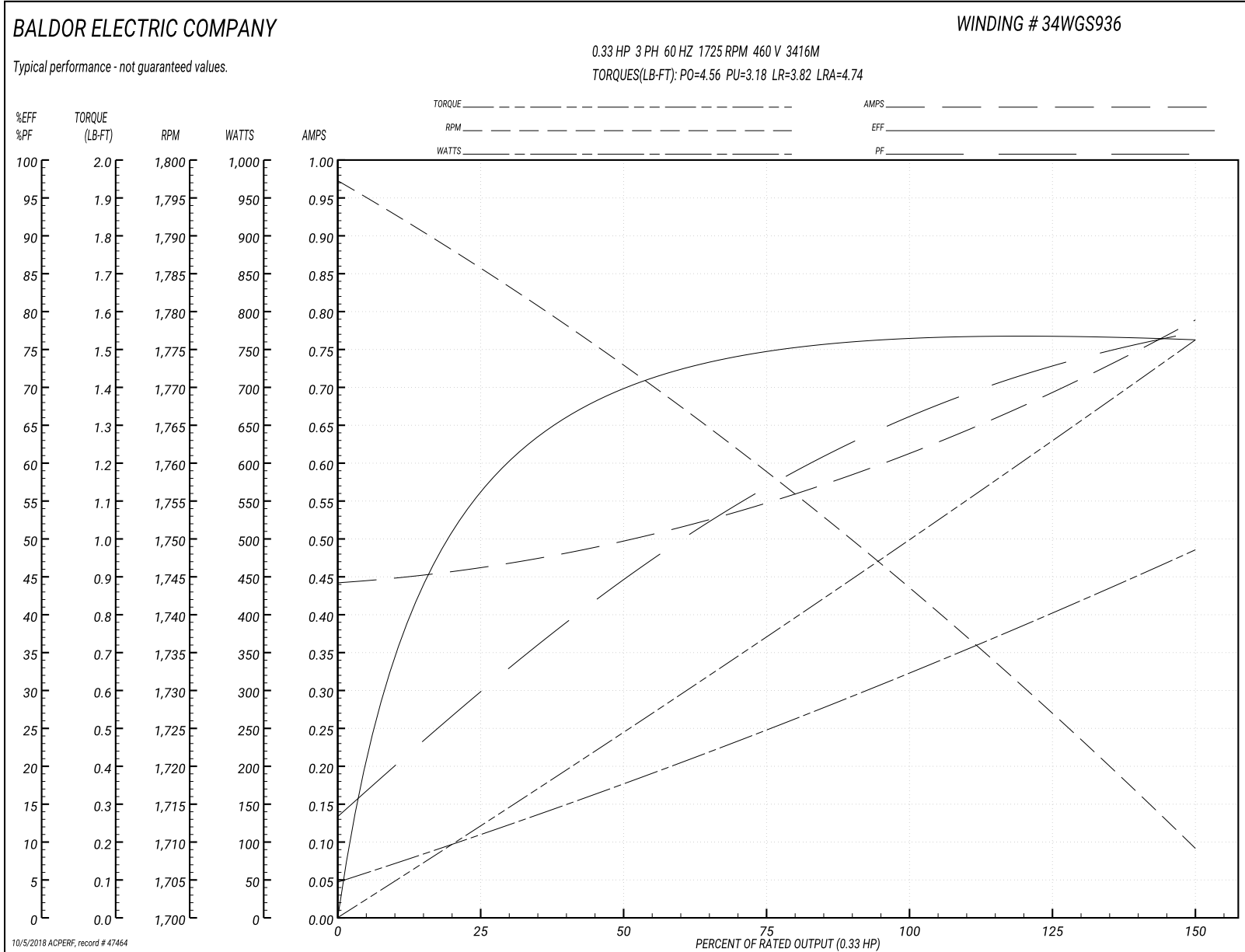
<b>Winding:</b> 34WGS936-R002	<b>Type:</b> 3416M	<b>Enclosure:</b> OPEN
-------------------------------	--------------------	------------------------

Nameplate Data				460 V, 60 Hz: High Voltage Connection	
Rated Output (HP)	.33			Full Load Torque	1.007 LB-FT
Volts	230/460			Start Configuration	direct on line
Full Load Amps	1.4/.7			Breakdown Torque	4.56 LB-FT
R.P.M.	1725			Pull-up Torque	3.18 LB-FT
Hz	60	Phase	3	Locked-rotor Torque	3.82 LB-FT
NEMA Design Code	B	KVA Code	N	Starting Current	4.74 A
Service Factor (S.F.)	1.35			No-load Current	0.445 A
NEMA Nom. Eff.	73.4	Power Factor	66	Line-line Res. @ 25°C	43.915 Ω
Rating - Duty	40C AMB-CONT			Temp. Rise @ Rated Load	18°C
S.F. Amps	1.6/.8			Temp. Rise @ S.F. Load	24°C
				Locked-rotor Power Factor	58
				Rotor inertia	0.0381 LB-FT <sup>2</sup>

Load Characteristics 460 V, 60 Hz, 0.33 HP

% of Rated Load	25	50	75	100	125	150	S.F.
Power Factor	30	45	57	66	73	78	75
Efficiency	55.9	69.8	74.8	76.7	76.9	76.2	76.6
Speed	1785.9	1772.3	1758.5	1743.2	1726.8	1709.1	1720
Line amperes	0.458	0.497	0.55	0.617	0.696	0.787	0.732

Performance Graph at 460V, 60Hz, 0.33HP Typical performance - Not guaranteed values



**AC Induction Motor Performance Data**

Record # 49379 - Typical performance - not guaranteed values

<b>Winding:</b> 34WGS936-R002	<b>Type:</b> 3416M	<b>Enclosure:</b> OPEN
-------------------------------	--------------------	------------------------

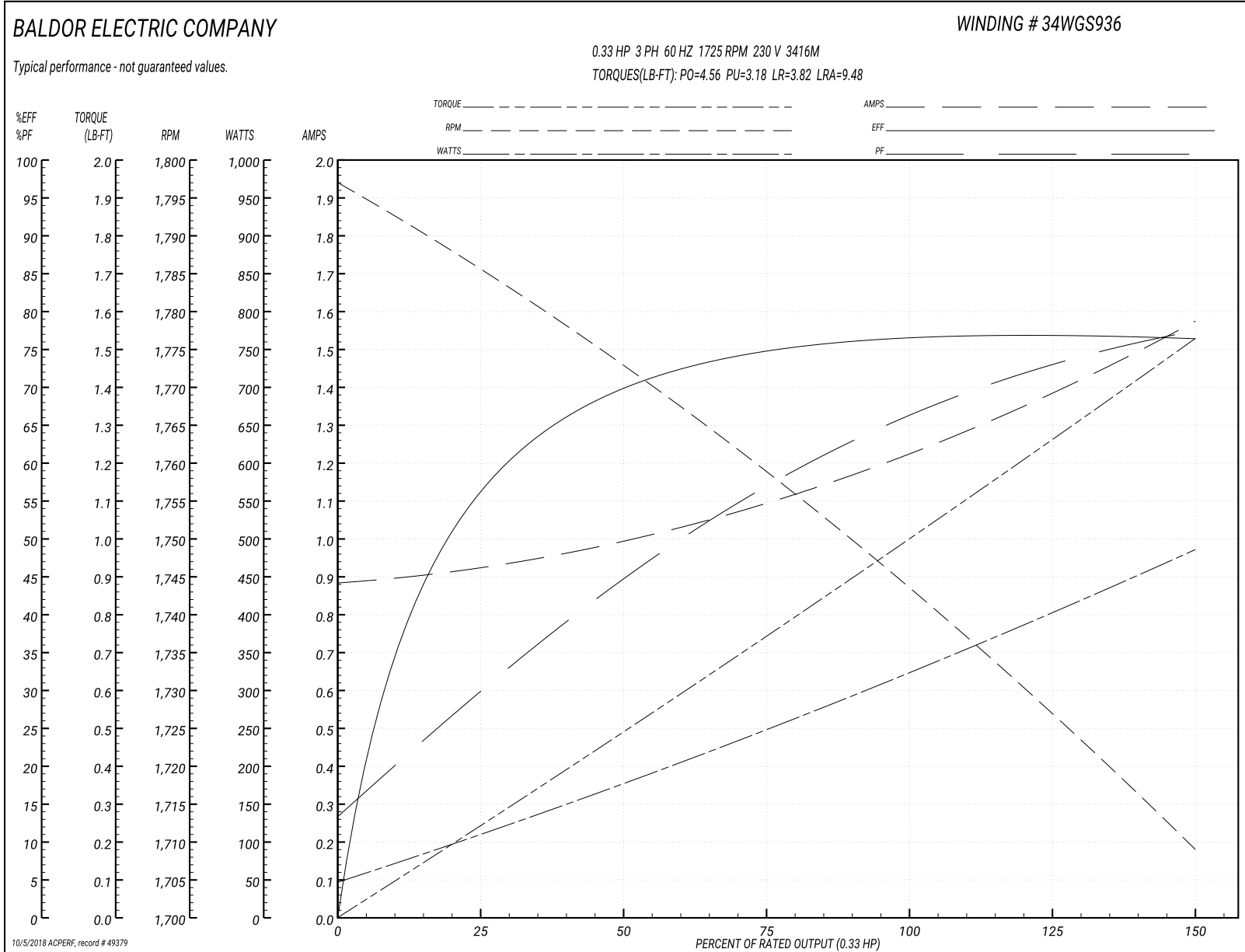
Nameplate Data				230 V, 60 Hz: Low Voltage Connection	
Rated Output (HP)	.33			Full Load Torque	1.01 LB-FT
Volts	230/460			Start Configuration	direct on line
Full Load Amps	1.4/.7			Breakdown Torque	4.56 LB-FT
R.P.M.	1725			Pull-up Torque	3.18 LB-FT
Hz	60	Phase	3	Locked-rotor Torque	3.82 LB-FT
NEMA Design Code	B	KVA Code	N	Starting Current	9.48 A
Service Factor (S.F.)	1.35			No-load Current	0.89 A
NEMA Nom. Eff.	73.4	Power Factor	66	Line-line Res. @ 25°C	10.5 Ω
Rating - Duty	40C AMB-CONT			Temp. Rise @ Rated Load	18°C
S.F. Amps	1.6/.8			Temp. Rise @ S.F. Load	23°C
				Locked-rotor Power Factor	58.4
				Rotor inertia	0.0381 LB-FT <sup>2</sup>

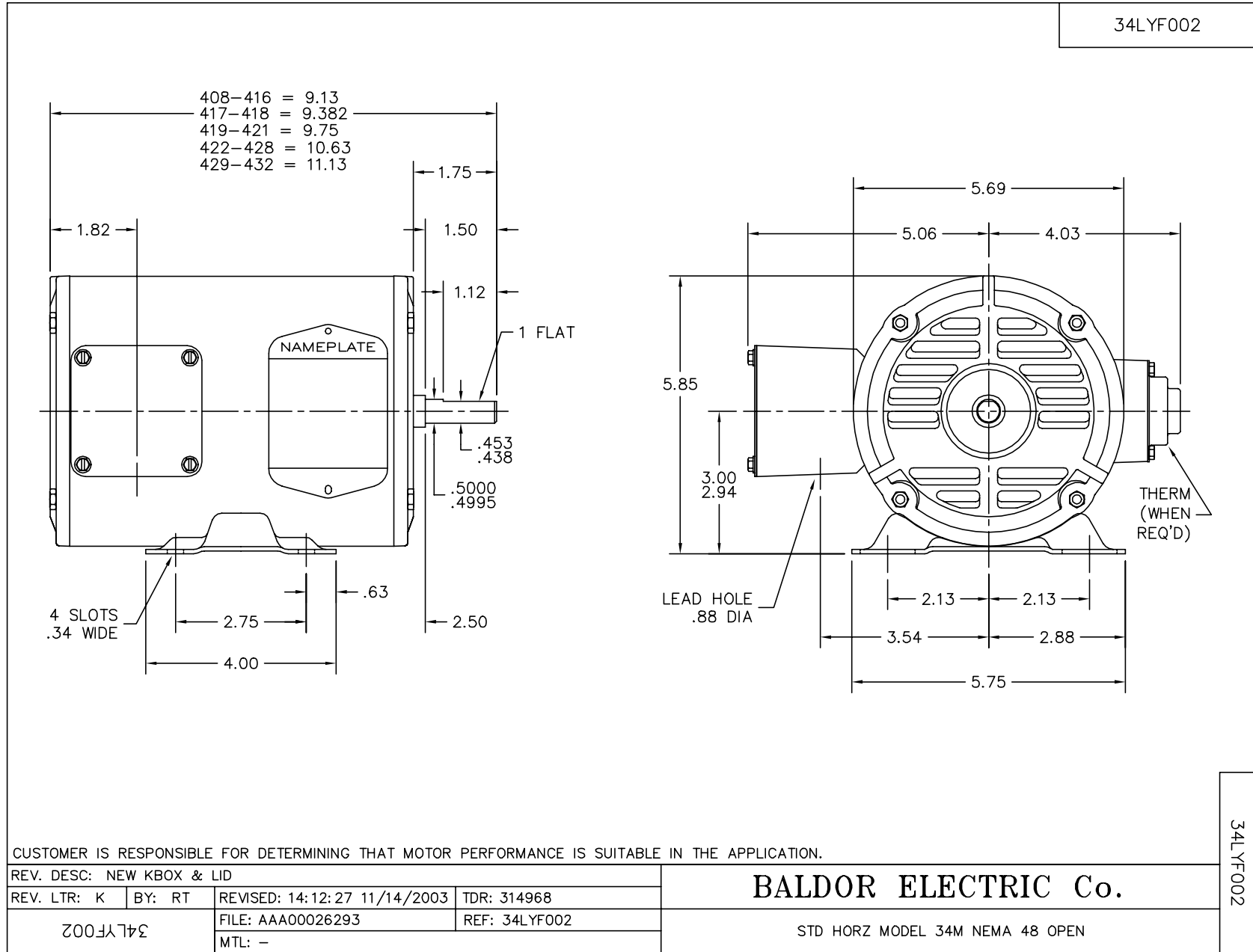
Load Characteristics 230 V, 60 Hz, 0.33 HP

% of Rated Load	25	50	75	100	125	150	S.F.
Power Factor	30	45	57	66	73	78	75
Efficiency	55.8	69.9	74.8	77	76.7	76.4	76.6
Speed	1786	1772	1759	1743	1727	1709	1720
Line amperes	0.915	0.993	1.1	1.23	1.39	1.57	1.46

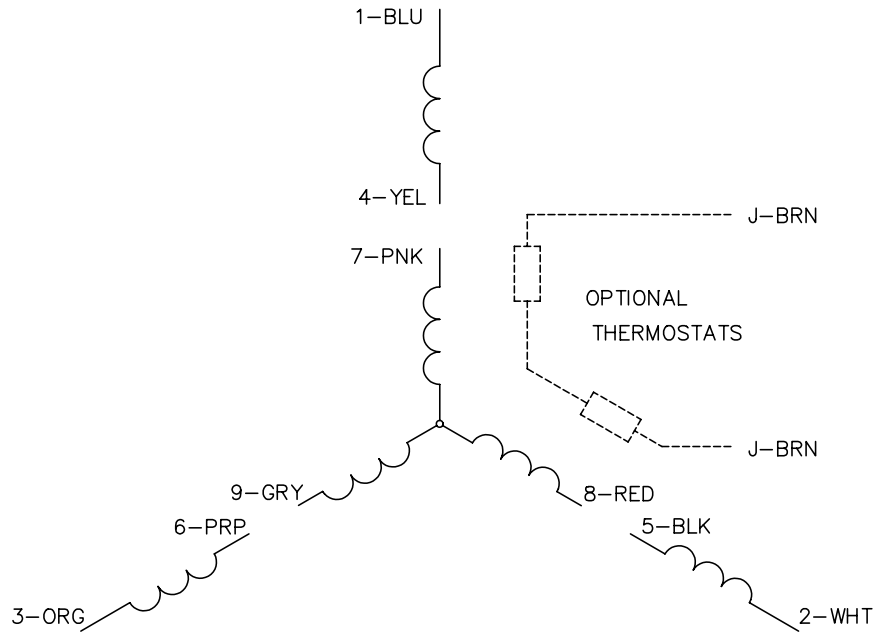


Performance Graph at 230V, 60Hz, 0.33HP Typical performance - Not guaranteed values

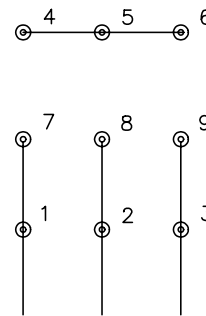




CD0005

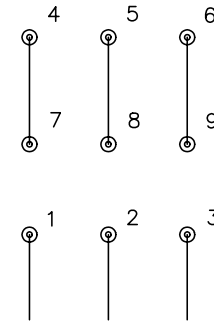


LOW VOLTAGE  
(2Y)



LINE

HIGH VOLTAGE  
(1Y)



LINE

NOTES:

1. INTERCHANGE ANY TWO LINE LEADS TO REVERSE ROTATION.
2. OPTIONAL THERMOSTATS ARE PROVIDED WHEN SPECIFIED.
3. ACTUAL NUMBER OF INTERNAL PARALLEL CIRCUITS MAY BE A MULTIPLE OF THOSE SHOWN ABOVE.
4. LEAD COLORS ARE OPTIONAL. LEADS MUST ALWAYS BE NUMBERED AS SHOWN.

REV. DESC: REVISE TO SHOW OPTIONAL COLORS			
REV. LTR: E	BY: JLP	REVISED: 01/19/99 10:15	TDR: 0171435
900000		FILE: AAA00005140	MDL: -
		MTL: -	

**BALDOR ELECTRIC Co.**

3PH, DV, 9 LEADS

CD0005