

**BALDOR® • RELIANCE** 

**Product Information Packet**

**EM3546T-5G**

**1HP,1760RPM,3PH,60HZ,143T,3520M,TEFC,F1**

Part Detail							
Revision:	Q	Status:	PRD/A	Change #:		Proprietary:	No
Type:	AC	Elec. Spec:	35WGM849	CD Diagram:	CD0006	Mfg Plant:	
Mech. Spec:	35Z063	Layout:	35LYZ063	Poles:	04	Created Date:	01-17-2012
Base:	RG	Eff. Date:	03-14-2018	Leads:	3#18		

Specs			
Catalog Number:	EM3546T-5G	Inverter Code:	Inverter Ready
Enclosure:	TEFC	KVA Code:	L
Frame:	143T	Lifting Lugs:	No Lifting Lugs
Frame Material:	Steel	Locked Bearing Indicator:	Locked Bearing
Output @ Frequency:	1.000 HP @ 60 HZ	Motor Lead Quantity/Wire Size:	3 @ 18 AWG
Synchronous Speed @ Frequency:	1800 RPM @ 60 HZ	Motor Lead Exit:	Ko Box
Voltage @ Frequency:	575.0 V @ 60 HZ	Motor Lead Termination:	Flying Leads
XP Class and Group:	None	Motor Type:	3520M
XP Division:	Not Applicable	Mounting Arrangement:	F1
Agency Approvals:	CSA	Power Factor:	71
	CSA EEV	Product Family:	General Purpose
	UR	Pulley End Bearing Type:	Ball
Auxillary Box:	No Auxillary Box	Pulley Face Code:	Standard
Auxillary Box Lead Termination:	None	Pulley Shaft Indicator:	Standard
Base Indicator:	Rigid	Rodent Screen:	None
Bearing Grease Type:	Polyrex EM (-20F +300F)	RoHS Status:	ROHS COMPLIANT
Blower:	None	Shaft Extension Location:	Pulley End
Current @ Voltage:	1.200 A @ 575.0 V	Shaft Ground Indicator:	Shaft Grounding

<b>Design Code:</b>	B	<b>Shaft Rotation:</b>	Reversible
<b>Drip Cover:</b>	No Drip Cover	<b>Shaft Slinger Indicator:</b>	No Slinger
<b>Duty Rating:</b>	CONT	<b>Speed Code:</b>	Single Speed
<b>Electrically Isolated Bearing:</b>	Not Electrically Isolated	<b>Motor Standards:</b>	NEMA
<b>Feedback Device:</b>	NO FEEDBACK	<b>Starting Method:</b>	Direct on line
<b>Front Face Code:</b>	Standard	<b>Thermal Device - Bearing:</b>	None
<b>Front Shaft Indicator:</b>	None	<b>Thermal Device - Winding:</b>	None
<b>Heater Indicator:</b>	No Heater	<b>Vibration Sensor Indicator:</b>	No Vibration Sensor
<b>Insulation Class:</b>	H	<b>Winding Thermal 1:</b>	None
		<b>Winding Thermal 2:</b>	None

<b>Nameplate NP3441L</b>										
<b>CAT.NO.</b>	EM3546T-5G									
<b>SPEC.</b>	35Z063M849G1									
<b>HP</b>	1									
<b>VOLTS</b>	575									
<b>AMP</b>	1.2									
<b>RPM</b>	1760									
<b>FRAME</b>	143T			<b>HZ</b>	60				<b>PH</b>	3
<b>SER.F.</b>	1.15		<b>CODE</b>	L		<b>DES</b>	B		<b>CL</b>	H
<b>NEMA-NOM-EFF</b>	85.5		<b>PF</b>	71						
<b>RATING</b>	40C AMB-CONT									
<b>CC</b>	010A					<b>USABLE AT 208V</b>				
<b>DE</b>	6205			<b>ODE</b>	6203					
<b>ENCL</b>	TEFC		<b>SN</b>							
<b>VPWM INVERTER READY</b>										
CT6-60H(10:1)VT3-60H(20:1)										

Parts List		
Part Number	Description	Quantity
SA237460	SA 35Z063M849G1	1.000 EA
RA224391	RA 35Z063M849G1	1.000 EA
34FN3002B01	EXTERNAL FAN, PLASTIC, .637/.639 HUB W/	1.000 EA
NS2512A01	INSULATOR, CONDUIT BOX X	1.000 EA
35CB3009	35 CB W/1.09 DIA. LEAD HOLE @ 6:	1.000 EA
36GS1000SP	GASKET-CONDUIT BOX, .06 THICK #SV-330 LE	1.000 EA
51XB1016A07	10-16 X 7/16 HXWSSLD SERTYB	2.000 EA
11XW1032G06	10-32 X .38, TAPTITE II, HEX WSHR SLTD U	1.000 EA
35EP3122A00	MASTER ODE,203 BRG,.683SH,#26 DRN,GRSR,F	1.000 EA
HW4500A01	1641B(ALEMITE)400 UNIV, GREASE FITT	1.000 EA
HW5100A03	WAVY WASHER (W1543-017)	1.000 EA
35EP3123F05	F00 W/LCK BRG	1.000 EA
HW4500A01	1641B(ALEMITE)400 UNIV, GREASE FITT	1.000 EA
51XN1032A20	10-32 X 1 1/4 HX WS SL SR	2.000 EA
XY1032A02	10-32 HEX NUT DIRECTIONAL SERRATION	4.000 EA
51XB1214A16	12-14X1.00 HXWSSLD SERTYB	1.000 EA
35FH4005A84SP	IEC FH W/GRSR, NO DIMPLES PRIMED	1.000 EA
51XW1032A06	10-32 X .38, TAPTITE II, HEX WSHR SLTD S	3.000 EA
35CB4521GX	CONDUIT BOX LID KIT **ORDER INDIV PARTS	1.000 EA
51XW0832A07	8-32 X .44, TAPTITE II, HEX WSHR SLTD SE	4.000 EA
HW2501D13	KEY, 3/16 SQ X 1.375	1.000 EA
HA7000A01	KEY RETAINER 7/8" DIA SHAFT	1.000 EA
85XU0407S04	4X1/4 U DRIVE PIN STAINLESS	2.000 EA
LB1459	AEGIS SGR LABEL "AEGISLBL-100"	1.000 EA

<b>Parts List (continued)</b>		
<b>Part Number</b>	<b>Description</b>	<b>Quantity</b>
MJ1000A02	GREASE, POLYREX EM EXXON (USe 4824-15A)	0.050 LB
MG1000Y03	MUNSELL 2.53Y 6.70/ 4.60, GLOSS 20,	0.017 GA
HA3100A15	THRUBOLT 10-32 X 8.375	4.000 EA
LB1119N	WARNING LABEL	1.000 EA
LC0006	CONNECTION LABEL	1.000 EA
NP3441L	ALUM SUPER-E VPWM INVERTER READY UL	1.000 EA
35PA1066	PKG GRP, PRINT PK1008A06	1.000 EA
MN416A01	TAG-INSTAL-MAINT no wire (1200/bx) 5/18	1.000 EA
LB1350	BAR CODE LABEL FOR YORK	1.000 EA
FE-0000001	ZRTG FE ASSEMBLY	1.000 EA

**AC Induction Motor Performance Data**

Record # 50390 - Typical performance - not guaranteed values

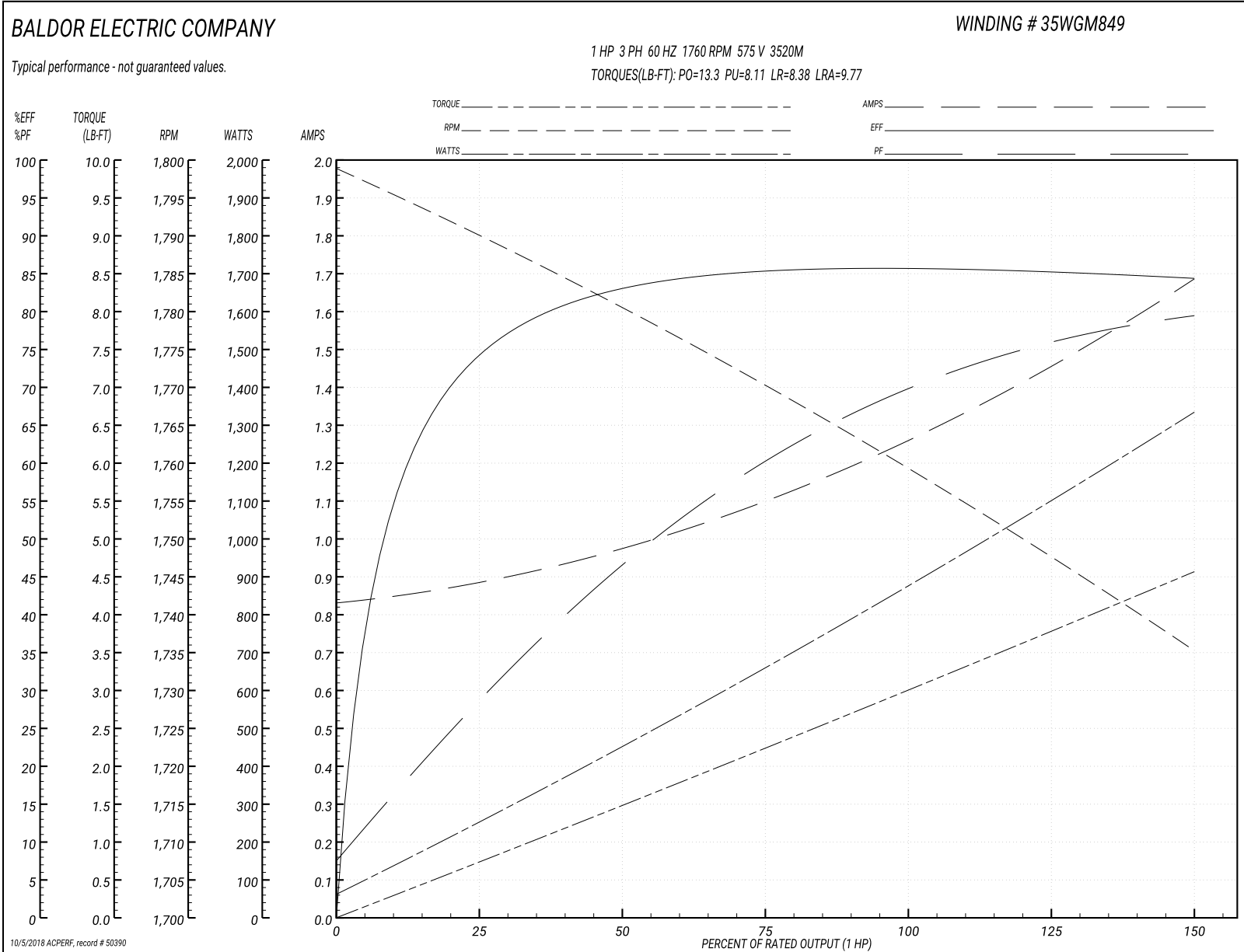
<b>Winding:</b> 35WGM849-R009	<b>Type:</b> 3520M	<b>Enclosure:</b> TEFC
-------------------------------	--------------------	------------------------

Nameplate Data				575 V, 60 Hz: Single Voltage Motor	
Rated Output (HP)	1			Full Load Torque	2.99 LB-FT
Volts	575			Start Configuration	direct on line
Full Load Amps	1.2			Breakdown Torque	13.3 LB-FT
R.P.M.	1760			Pull-up Torque	8.11 LB-FT
Hz	60	Phase	3	Locked-rotor Torque	8.38 LB-FT
NEMA Design Code	B	KVA Code	L	Starting Current	9.77 A
Service Factor (S.F.)	1.15			No-load Current	0.84 A
NEMA Nom. Eff.	85.5	Power Factor	71	Line-line Res. @ 25°C	23.9 Ω
Rating - Duty	40C AMB-CONT			Temp. Rise @ Rated Load	36°C
S.F. Amps				Temp. Rise @ S.F. Load	42°C
				Locked-rotor Power Factor	53.9
				Rotor inertia	0.118 LB-FT <sup>2</sup>

Load Characteristics 575 V, 60 Hz, 1 HP

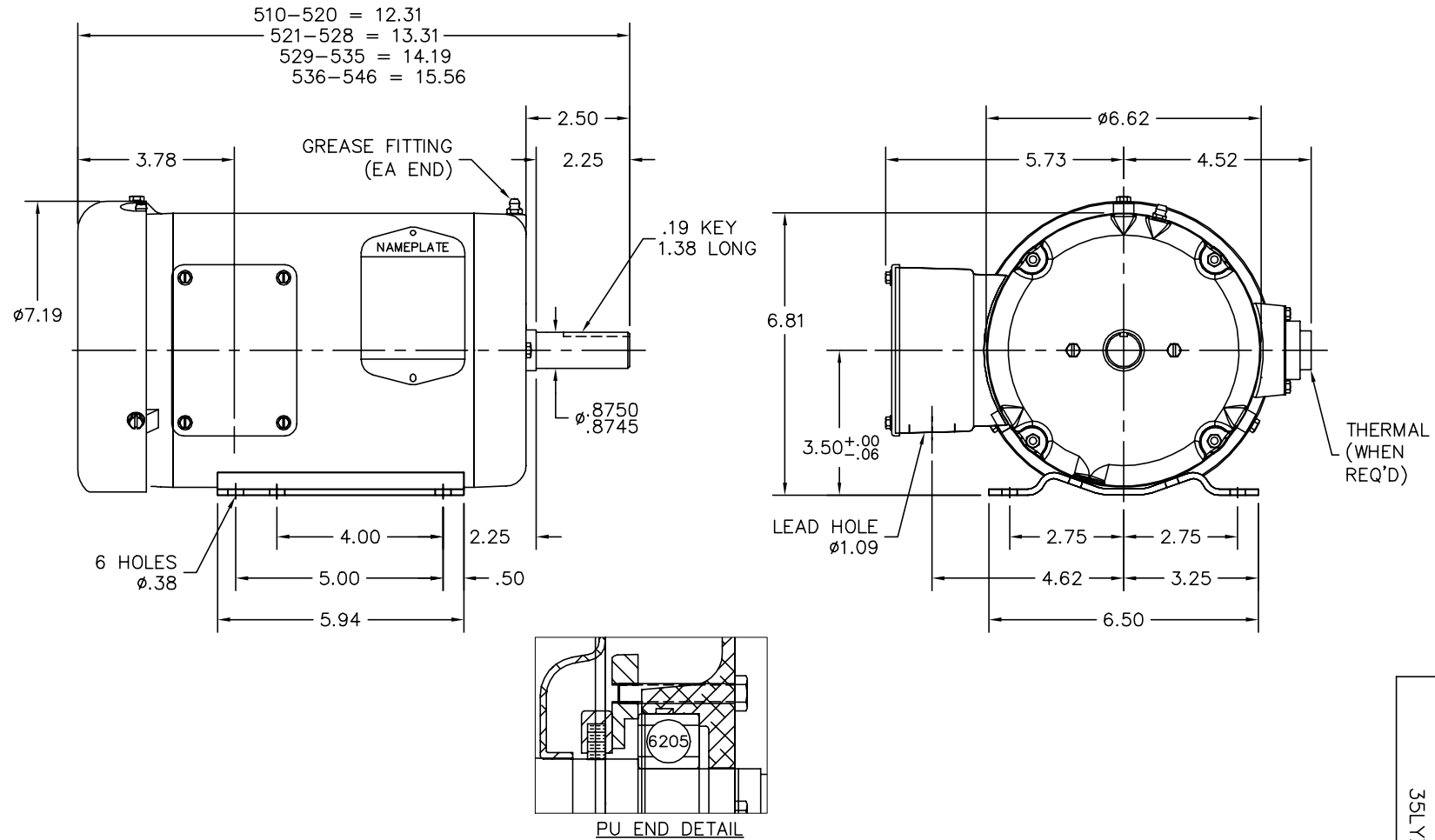
% of Rated Load	25	50	75	100	125	150	S.F.
Power Factor	29	47	60	69	76	80	75
Efficiency	74.4	83.2	85.2	85.9	85.3	84.4	85.5
Speed	1790	1780	1770	1760	1748	1735	1754
Line amperes	0.872	0.977	1.1	1.26	1.46	1.68	1.35

Performance Graph at 575V, 60Hz, 1.0HP Typical performance - Not guaranteed values





35LYZ063



CUSTOMER IS RESPONSIBLE FOR DETERMINING THAT BALDOR'S PRODUCT WILL PERFORM SUITABLY IN THE INTENDED APPLICATION.

REV. DESC: REPLACE ENDPLATES		
REV. LTR: B	VERSION: 02	TDR: 000001064040
FILE: \AAA\00174\453	REVISED: 03:24:36 03/14/2018	BY: FGCHAH1
MTL: -		

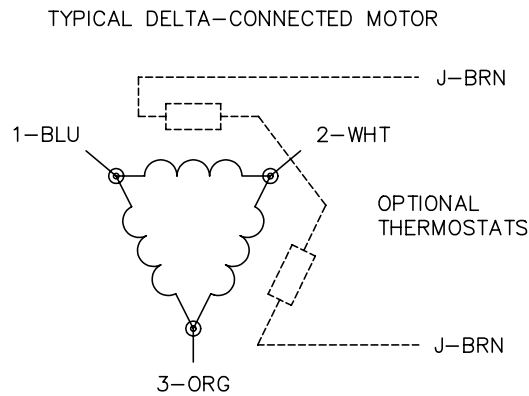
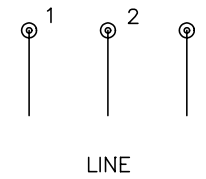
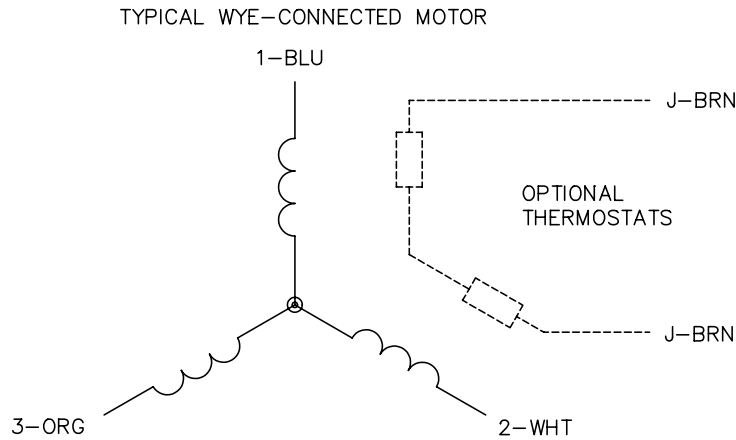
**BALDOR**

HOR 143-5T TEFC M W/1.09 LEAD HOLE, AEGIS INT SHAFT GND

SH 1 of 1

35LYZ063

CD0006



NOTES:

1. THREE LEAD MOTOR MAY BE EITHER WYE CONNECTED OR DELTA CONNECTED.
2. INTERCHANGE ANY TWO LINE LEADS TO REVERSE ROTATION.
3. OPTIONAL THERMOSTATS ARE PROVIDED WHEN SPECIFIED.
4. ACTUAL NUMBER OF INTERNAL PARALLEL CIRCUITS MAY VARY.
5. LEAD COLORS ARE OPTIONAL. LEADS MUST BE NUMBERED AS SHOWN.

REV. DESC: REVISE TO SHOW OPTIONAL COLORS			
REV. LTR: D	BY: JLP	REVISED: 01/21/99 4:02	TDR: 0171435
9000D		FILE: AAA00005141	MDL: -
		MTL: -	

**BALDOR ELECTRIC Co.**

3PH, SV, 3 LEADS, WYE OR DELTA CONNECTED

CD0006