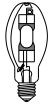
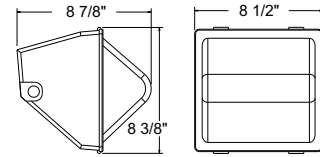



Cat. No. : **HWP1-HPS70**
 Ballast : 120V NPF
 Lamp : High-Pressure Sodium (HPS) 70W,
 6400 Lumens, 22 CRI Color Rendition



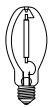
Cat. No. : **HWP1-MH100**
 Ballast : 120/208/240/277V
 Quad Tap CWA
 Lamp : Metal Halide (MH) 100W,
 Borosilicate Molded Glass



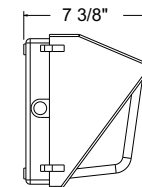
Cat. No. : **HWP1-PL42**
 Ballast : 120~227V Electronic Ballast
 Lamp : PL42 (4-Pin, GX24Q-4 Socket) 42W,
 Lamp Included
 3000 Lumens, 82 CRI Color Rendition

Features:

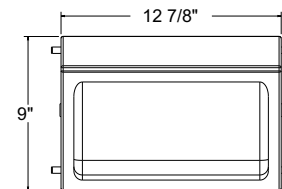
- Cast Aluminum Housing
- Clear Polycarbonate Lens with Gasket with UV Inhibitors to Protect From Yellowing (PL42 & HPS70 Only),
- Borosilicate Molded Glass Lens (MH100 Only)
- Powder Coated Textured Bronze Finish
- Fluorescent Socket and Bracket for 42W PL Model
- 1/2-inch NPS Tapped Back and Sides for Conduit Entrance
- Medium Base E26 Socket for HPS & MH Model
- Lamp Included in All Models
- Suitable for Wet Locations



Cat. No. : **HWP2-HPS150**
 Ballast : 120V NPF
 Lamp : High-Pressure Sodium (HPS) 150W,
 16000 Lumens, 22 CRI Color Rendition



Cat. No. : **HWP2-MH150-PS** (Pulse Start)
 Ballast : 120/208/240/277V Quad Tap CWA
 Lamp : Metal Halide (MH) 150W,
 11700 Lumens, 65 CRI Color Rendition



Cat. No. : **FCS-2**
 Description : Optional Full Cutoff Shroud for HWP2
 Stamped Aluminum



Shown Installed

Cat. No. : **WG-2**
 Description : Optional Wire Guard for HWP2
 Stainless Steel



Shown Installed

Features:

- Borosilicate Molded Glass Lens
- Cast Aluminum Housing
- Powder Coated Textured Bronze Finish
- Medium Base E26 Socket
- 1/2-inch NPS Tapped Back and Sides for Conduit Entrance
- Lamp Included in Both Models
- Suitable for Wet Locations