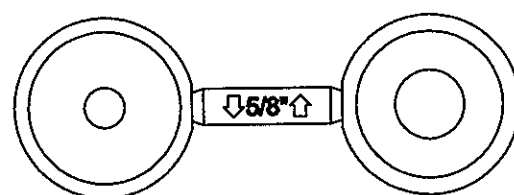


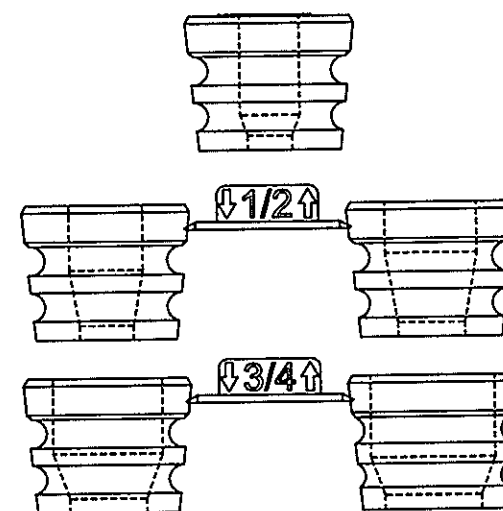
- NOTES:
1. DIMENSIONS SHOWN ARE TYPICAL. DIMENSION UNITS: INCHES [mm].
  2. DEVICES ARE UL LISTED PER UL 498.
  3. DEVICES ARE CSA CERTIFIED PER CSA C22.2 NO.42.
  4. DEVICES ARE UL VERIFIED WITH THE CONSTRUCTION & PERFORMANCE REQUIREMENTS OF FEDERAL SPECIFICATION W-C-596H EXCEPT HBL26W08.
  5. FIVE STRAIN RELIEF BUSHINGS ACCOMMODATE ROUND CORD TYPES S & SJ  
Ø0.325" TO Ø0.875", (Ø8.3 mm TO Ø22.2 mm):  
3-WIRE DEVICES: 16/3 SJ TO 10/3 SJ, 18/3 S TO 10/3 S  
4-WIRE DEVICES: 18/4 SJ TO 10/4 SJ, 18/4 S TO 10/4 S  
5-WIRE DEVICES: 18/5 S TO 10/5 S
  6. CERTAIN DEVICES AVAILABLE IN BLACK.
  7. THIS PRODUCT HAS BEEN TESTED TO NEMA ENCLOSURE TYPES 3R, 3RX, 4, 4X, 6, 6P, 12 AND IEC CLASSIFICATION IP67 WHEN THE CLOSURE CAP IS CLOSED OR WHEN MATED WITH AN EQUIVALENT RATED WATERTIGHT DEVICE.  
WARNING! RISK OF ELECTRICAL SHOCK. DO NOT SUBMERGE.  
THE ENCLOSURE RATINGS 6, 6P & IP67 OF THIS PRODUCT ARE ONLY INTENDED TO DEMONSTRATE SUPERIOR RESISTANCE TO WATER INGRESS AND NOT FOR SUBMERSION.

CATALOG NO.	HBL26W47	HBL26W48	HBL26W49
NEMA CONFIG			
RATING	20A, 125V	20A, 250V	20A, 277V AC
POLES/WIRES	2P/3W GROUNDING	2P/3W GROUNDING	2P/3W GROUNDING

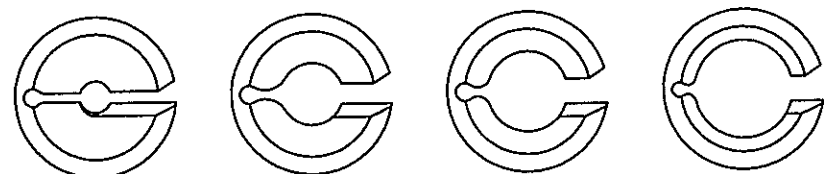
CATALOG NO.	HBL26W74	HBL26W75	HBL26W76	HBL26W81	HBL26W82	HBL26W83	HBL26W08
NEMA CONFIG							
RATING	20A, 125/250V	20A, 3Ø 250V AC	20A, 3Ø 480V AC	20A, 3ØY 120/208V AC	20A, 3ØY 277/480V AC	20A, 3ØY 347/600V AC	20A, 125/250V
POLES/WIRES	3P/4W GROUNDING	3P/4W GROUNDING	3P/4W GROUNDING	4P/5W GROUNDING	4P/5W GROUNDING	4P/5W GROUNDING	3P/3W NON-GROUNDING



CONE SEALS



BUSHINGS



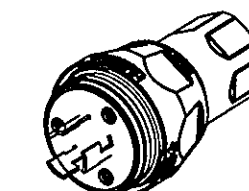
WHITE

BLUE

BROWN

YELLOW

GOTCHA RINGS



CATALOG NO. HBL26W76  
(NOT SHOWN TO SCALE)

LIST OF PARTS		
DESCRIPTION	MATERIAL	FINISH
PLUG FACE	NYLON	WHITE
TERMINAL COVER	POLYCARB.	CLEAR
BLADES	BRASS	NICKEL
TERMINAL SCREWS	BRASS	NONE/NICKEL/GREEN
ASSEMBLY SCREWS	SS	
SHELL BODY	TPE	YELLOW/BLACK
SHELL INSERT	NYLON	NATURAL
NUT	PBT	GRAY
BUSHINGS	ELASTOMER	BLACK
GOTCHA RING	NYLON	
CONE SEAL	ELASTOMER	BLACK

3	ADDED ISO VIEW TO INDICATE SOLID MODEL DRAWING PER DCN 21895 DDL	DJP	02/26/16
2	REVISED NOTES, PART NO'S & LIST OF PARTS PER DCN 20803 MAM	TLS	10/27/2014
1	INITIAL RELEASE PER DCN 20391 WRV	TLS	06/2014
SYM	REVISIONS	APP	DATE

THE DESIGN AND DIMENSIONS OF THE PRODUCT SHOWN ON THIS DRAWING ARE SUBJECT TO CHANGE WITHOUT NOTICE

TITLE WATERTIGHT PLUGS  
CUSTOMER  
DRAWING

TOLERANCES UNLESS OTHERWISE SPECIFIED		WIRING DEVICE-KELLEMS HUBBELL INCORPORATED SHELTON, CT	
.XX = ±.01		DR. BY WRV	APP. BY TLS
.XXX = ±.005		TR. BY	SCALE NTS
ANGLES = ±2°		CHK. BY TLS	DATE 06/2014