

**BALDOR® • RELIANCE** 

**Product Information Packet**

**IDBRPM25754**

**75 HP 1750 TEBC FL2586 460V**

Part Detail							
Revision:	-	Status:	PRD/A	Change #:		Proprietary:	No
Type:	AC	Elec. Spec:	L3272A	CD Diagram:	422927-001	Mfg Plant:	
Mech. Spec:		Layout:	617581-001	Poles:	04	Created Date:	04-10-2015
Base:		Eff. Date:	04-13-2015	Leads:			

Specs			
Catalog Number:	IDBRPM25754		
Enclosure:	TEBC		
Frame:	FL2586Z		
Frame Material:	Exposed Laminations		
Output @ Frequency:	75.000 HP @ 60 HZ		
Synchronous Speed @ Frequency:	1800 RPM @ 60 HZ		
Voltage @ Frequency:	460.0 V @ 60 HZ		
Agency Approvals:	CCSA US		
Auxillary Box:	No Auxillary Box		
Base Indicator:	Rigid		
Bearing Grease Type:	Polyrex EM (-20F +300F)		
Current @ Voltage:	95.000 A @ 460.0 V		
Duty Rating:	CONT		
Feedback Device:	NO FEEDBACK		
Frame Prefix:	FL		
Heater Indicator:	No Heater		
Insulation Class:	H		
Mounting Arrangement:	F3		

<b>Product Family:</b>	General Industrial		
<b>Pulley End Bearing Type:</b>	Ball		
<b>Pulley Face Code:</b>	Standard		
<b>Shaft Ground Indicator:</b>	No Shaft Grounding		
<b>Shaft Rotation:</b>	Reversible		
<b>Motor Standards:</b>	NEMA		
<b>Thermal Device - Bearing:</b>	NONE (OLD)		
<b>Thermal Device - Winding:</b>	Normally Closed Thermostat		

Nameplate 000613006NS									
	<b>DUTY</b>	<b>HP</b>	<b>RPM</b>	<b>AMPS</b>	<b>VOLTS</b>	<b>HZ</b>			
	CONT	75	1775	95	460	60			
	CONT	75	3545	88	460	120			
<b>CAT.NO.</b>	IDBRPM25754		<b>SPEC. NO.</b>	P25T0303					
<b>SER.NO.</b>			<b>FR</b>	FL 2586Z		<b>INSUL</b>	H		
<b>PH.</b>	3		<b>MAX SAFE SPEED</b>	5000		<b>AMB.</b>	40		
<b>DESIGN NO.</b>	L3272A		<b>TYPE</b>			<b>ENCL.</b>	TEAO-BC		
<b>S.F.</b>	1.0		<b>D.E. BRG.</b>	65BC03JPP30A					
<b>ENCL MOD</b>			<b>O.D.E. BRG.</b>	50BC03JPP30A					
								<b>MIN. AMB.</b>	0

Parts List		
Part Number	Description	Quantity
WS286699	WS P25T0303	1.000 EA
RA282907	RA P25T0303	1.000 EA
000613006NS	RPM AC WITH CERTIFIED LOGO	1.000 EA
000692000FP	NP, WARNING LIFT INSTRUCTIONS	1.000 EA
000692000NH	LABEL DIRECTION AIR FL	1.000 EA
000692000VD	LABEL WARNING	1.000 EA
036170004EA	ROUND HEAD DRIVE SCREW	4.000 EA
418056062B	NP AC BLOWER DATA	1.000 EA
422927001	C/D LABEL	1.000 EA
036100080KA	M10-1.50X 80MM HXSOCHDCS	3.000 EA
036500010AB	METRIC NUT M10-1.5PLTD400	4.000 EA
036500010AB	METRIC NUT M10-1.5PLTD400	4.000 EA
036610010AB	MHSLW M10 PLATED	4.000 EA
400638001H	SPRING WASHER	1.000 EA
418057491A	LIFTING LUG	2.000 EA
HA4054	SHORT T-DRAIN FITTING, .125" N.P.T.	1.000 EA
HA4054	SHORT T-DRAIN FITTING, .125" N.P.T.	1.000 EA
609830005ABP	TBOLT	4.000 EA
807582003AAA	BRKT,DE,250AC UNFINISHED BRACKET	1.000 EA
807582004AAB	BRKT,ODE,L250	1.000 EA
032018004AK	HHCS 1/4-20X1/2 PLATED	2.000 EA
036000012HB	HHCS M6X12MM LONG PLATED	3.000 EA
036000020HB	HHCS M6-1.0X20MM PLATED	4.000 EA
036620008AB	M6 METRIC EXT LOCKWASHER	1.000 EA

Parts List (continued)		
Part Number	Description	Quantity
065591000B	GASK 250-280	1.000 EA
075454001AJ	C/BOX, PAINTED 250-280	1.000 EA
075455000A	CBOXC, PAINTED 250-280	1.000 EA
406673002C	.75 CAP PLUG	1.000 EA
412043002E	PLUG	1.000 EA
415000103A	T/LUG #14AWG-#4AWG W/HOLE FOR .250 BOLT	1.000 EA
417733004T	GASKET CONDUIT BOX	2.000 EA
418018074A	GROUND LABEL G100 METRIC 160 D.C.	1.000 EA
418057260A	SCREW PHILLIPS PAN HD	4.000 EA
418057373A	SCREW SHEET METAL	7.000 EA
417077-141	BLWR MTR	1.000 EA
708533003A	PLATE, BTM FAN/BLOWER	2.000 EA
708534003A	BAFFLE, FAN/BLOWER	1.000 EA
708534050A	BLOWER SHROUD	1.000 EA
708534051A	FL250 FAN GRILL	1.000 EA
000640000P	TAG WINDING THERMOST	1.000 EA
004824007K	SPECIAL PAINT	0.100 EA
034180024GA	KEY 1/2X1/2X3 L	1.000 EA
418018122A	LABEL	2.000 EA

REL. S.O.	-	VOLTS	460	ENCLOSURE	TEBC	WYE CONN EQ CKT OHMS PER PHASE (AT BASE RATING, 25 °C)
FRAME	FL2586	AMPS	96	MAX SAFE RPM	5000	
HP	75	DUTY	CONT	IM (AMPS)	48	R1 .0443 X1 .229
BASE SPEED	1775	S.F.	1.0	P.F.@NL/FL	.045/.804	R2 .0311 X2 .333
PHASE/HERTZ	3/60	AMB °C/INSUL	40/H	WK <sup>2</sup> (LB-FT <sup>2</sup> )	4.9	XM 5.73

**RATED FULL LOAD DATA**

	RPM	HP	TORQUE LB-FT	FUND VOLTS	FREQ-HZ	AMPS
BASE SPEED	1776	75.0	222	460	60	95.3
MAX SPEED	3547	75.1	111	460	120	87.6
MIN SPEED	0	0	222	12.2	.814	95.3


**LOAD PERFORMANCE AT BASE SPEED**

	RPM	HP	TORQUE LB-FT	FUND VOLTS	FREQ-HZ	AMPS
NO LOAD	1800	0	0	460	60	46.6
1/4	1794	18.8	55	460	60	52.1
1/2	1788	37.5	110	460	60	62.9
3/4	1782	56.2	166	460	60	77.9
FULL LOAD	1776	75.0	222	460	60	95.3
O/L	1746	148	444	460	60	177

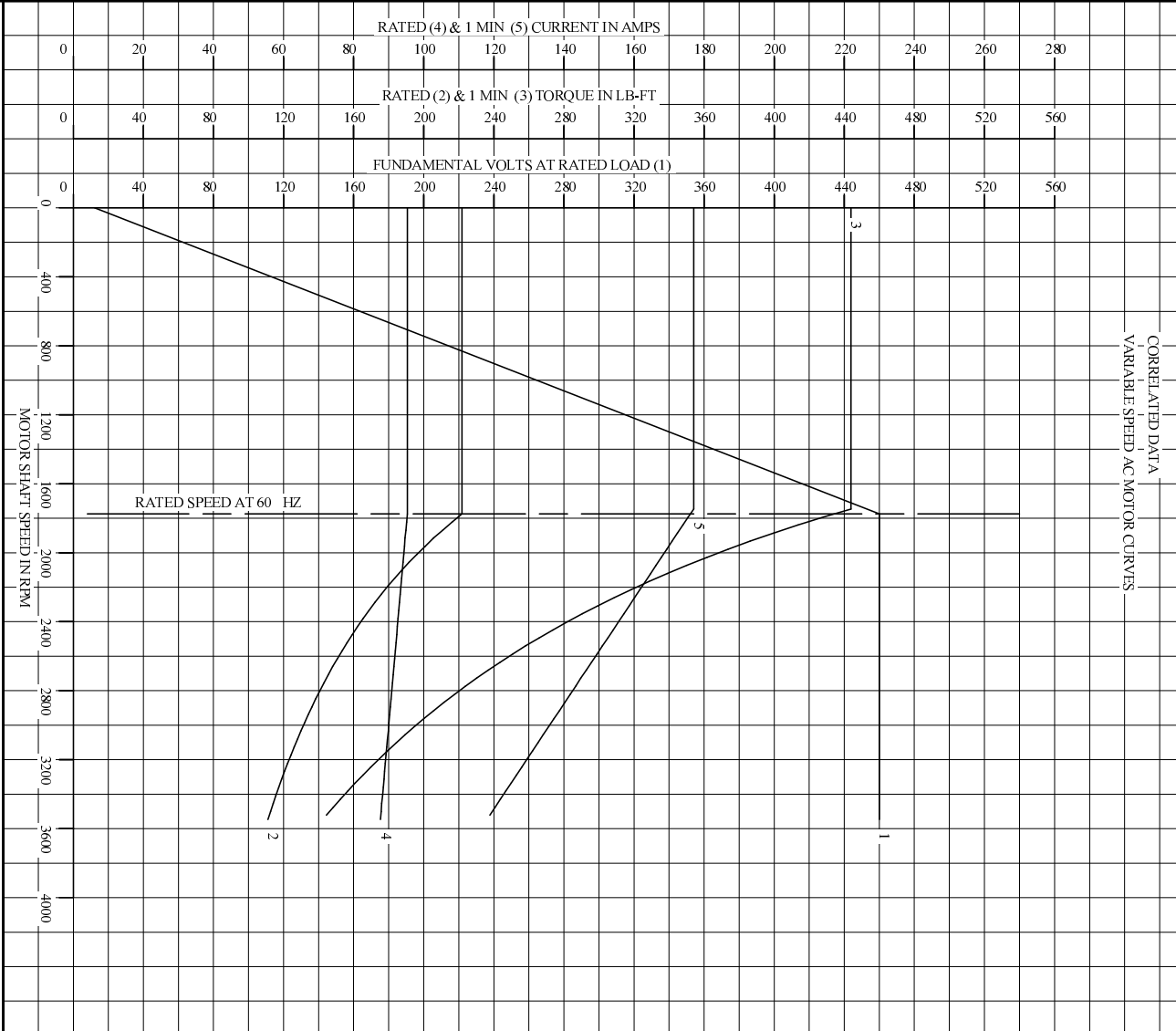
**BLOWER DATA**

VOLTS	PH/HZ	FL AMPS	LR AMPS	FRAME	CFM

REMARKS: TYPICAL DATA  
CORRELATED DATA

	DR. BY	B. GRANT	<b>A-C MOTOR PERFORMANCE DATA</b> L3272A ISSUE DATE 9-7-06
	CK. BY	T. CUER	
APP. BY 9-7-06			

REL. S.O.	-	VOLTS	460	ENCLOSURE	TEBC	WYE CONN EQ CKT OHMS PER PHASE
FRAME	FL2586	AMPS	96	MAX SAFE RPM	5000	(AT BASE RATING, 25 °C)
HP	75	DUTY	CONT	IM (AMPS)	48	R1 .0443 X1 .229
BASE SPEED	1775	S.F.	1.0	P.F.@NL/FL	.045/.804	R2 .0311 X2 .333
PHASE/HERTZ	3/60	AMB C/INSUL	40/H	WK <sup>2</sup> (LB-FT <sup>2</sup> )	4.9	XM 5.73



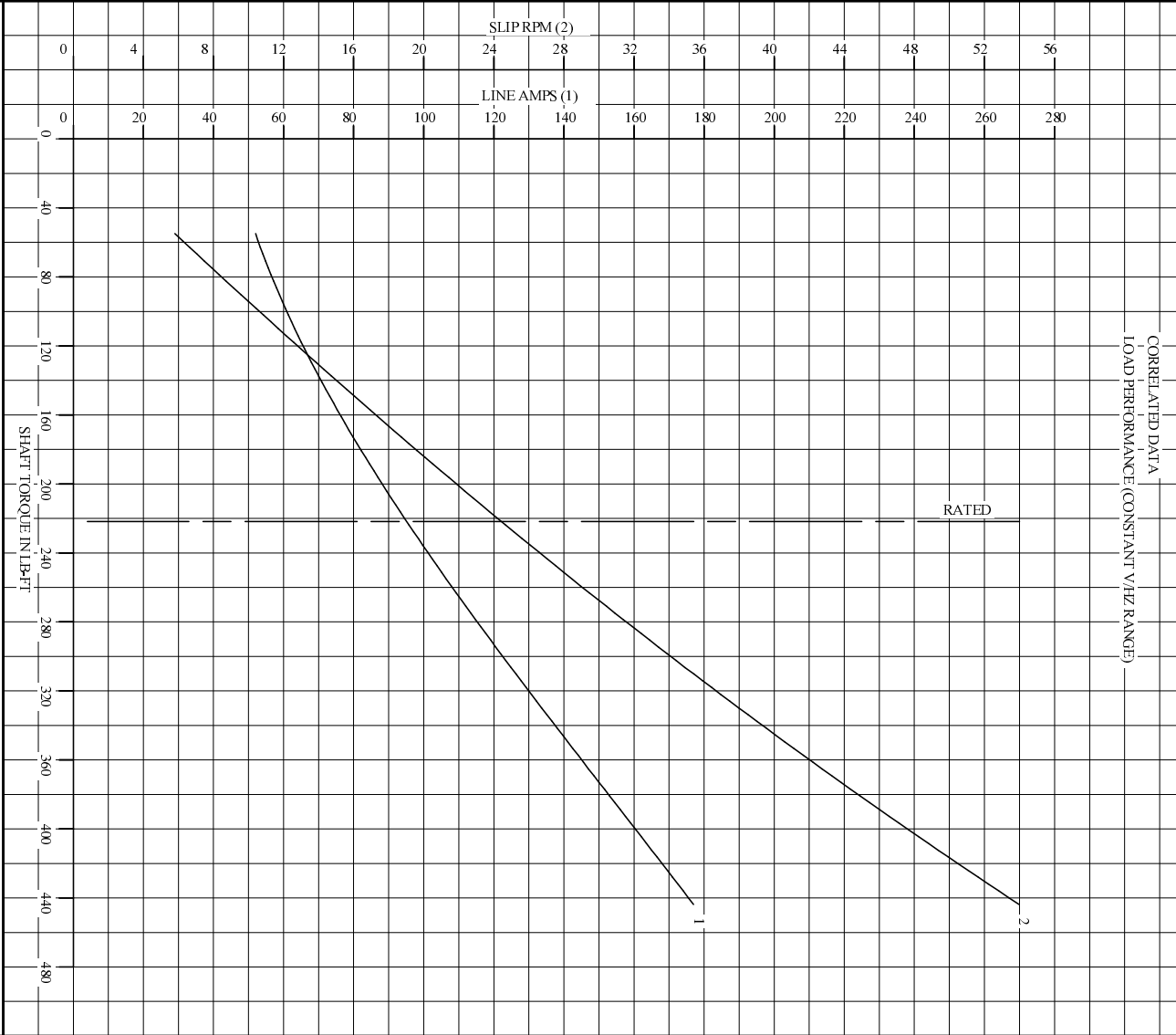
REMARKS: TYPICAL DATA  
DATA VALID FOR NAMEPLATE SPEED RANGE ONLY

<b>BALDOR</b> BALDOR • DOUGLASS • RELIANCE	DR. BY	B. GRANT	<b>A-C MOTOR</b> <b>PERFORMANCE</b> <b>CURVES</b>	L372A SH 1 OF 2 ISSUE DATE 9-7-06
	CK. BY	B. GRANT		
	APP. BY	T. CURR		
	DATE	9-7-06		



1

REL S.O.	-	VOLTS	460	ENCLOSURE	TEBC	WYE CONN EQ CKT OHMS PER PHASE
FRAME	FL2586	AMPS	96	MAX SAFE RPM	5000	(AT BASE RATING, 25 °C)
HP	75	DUTY	CONT	IM (AMPS)	48	R1 .0443 X1 .229
BASE SPEED	1775	S.F.	1.0	P.F.@NL/FL	.045/.804	R2 .0311 X2 .333
PHASE/HERTZ	3/60	AMB C/INSUL	40/H	WK <sup>2</sup> (LB-FT <sup>2</sup> )	4.9	XM 5.73



REMARKS: TYPICAL DATA  
DATA VALID FOR NAMEPLATE SPEED RANGE ONLY

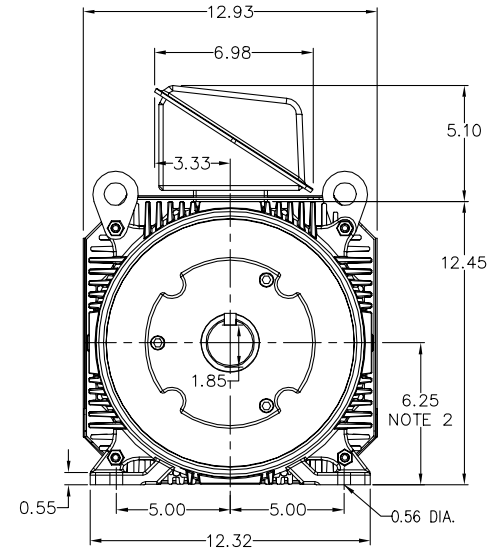
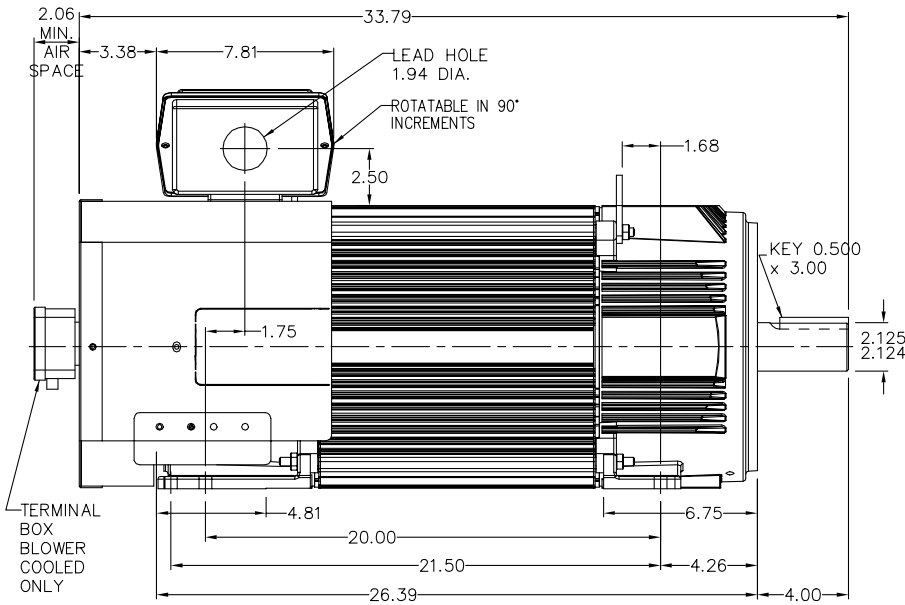
 BALDOR • DOUG • RELIANCE	DR. BY	B. GRANT	<b>A-C MOTOR</b> <b>PERFORMANCE</b> <b>CURVES</b>	<b>L372A</b> SH20F2 ISSUE DATE 9-7-06
	CK. BY	B. GRANT		
	APP. BY	T. CURR		
	DATE	9-7-06		

617581-001

RPM-AC FINNED FRAME VARIABLE SPEED ALTERNATING CURRENT  
MOTOR  
FL & UFL2586Z

ENCLOSURE: TOTALLY ENCLOSED  
MOUNTING: FOOT  
DRIVE METHOD: COUPLED OR BELTED

COOLING: BLOWER COOLED or  
FAN COOLED  
ACCESSORIES: PROVISIONS FOR  
TACHOMETER MOUNTING  
ONLY WHEN SPECIFIED



NOTE 1: C-FACE & TACHOMETER MOUNTING  
1/2-13 TAP, 1.00 DEEP, ON A 7.25 DIA. BOLT CIRCLE  
FACE RUNOUT AND ECCENTRICITY 0.004 MAX. T.I.R.

NOTE 2: SHAFT HEIGHT WILL NOT BE EXCEEDED  
SHIMS UP TO 0.03 INCHES IN THICKNESS ARE USUALLY  
REQUIRED FOR COUPLED OR GREARED MACHINES

TERMINAL BOX MAY BE LOCATED F1 OR F2 IF SPECIFIED  
121 AMP STEEL TERMINAL BOX SHOWN  
REFER TO 616779-50 FOR SPECIFIED TERMINAL BOX DIMENSIONS  
REFER TO 616779-55 FOR SPECIFIED TACHOMETER DIMENSIONS

MOTOR WEIGHT: 605 LBS. (MAY VARY 15%)  
DIMENSIONS ARE IN INCHES SCALE: 1.00

617581-001

CUSTOMER IS RESPONSIBLE FOR DETERMINING THAT BALDOR'S PRODUCT WILL PERFORM SUITABLY IN THE INTENDED APPLICATION.

REV. DESC: ASSIGNED TO BUSLOAD		
REV. LTR: -	VERSION: 00	TDR: 000000475986
FILE: \RGG\00002\904	REVISED: 15:23:16 09/17/2008	BY: CONBAT
MTL: -		

**BALDOR • DODGE • RELIANCE**

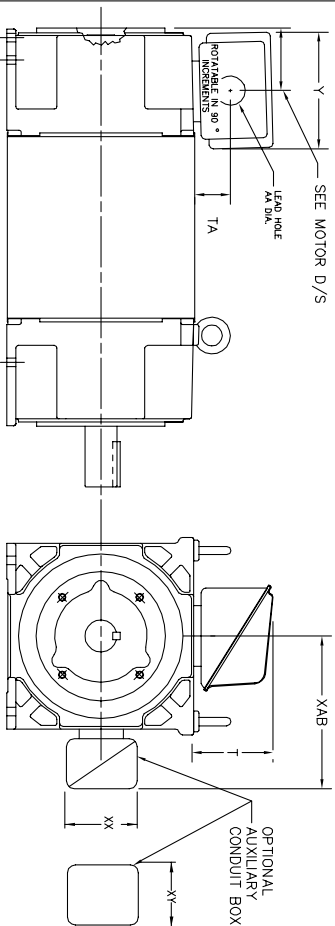
DIM SHT FL & UFL2586Z RPM AC TE BLWR OR FAN COOLED

SH 1 of 1

# INDUSTRIAL ALTERNATING CURRENT MOTORS

## RPM AC

STEEL, CAST IRON, MILL AND TERMINAL BOARD CONDUIT BOX DIMENSIONS  
 NEMA FRAMES RL210 thru RL280 and IEC FRAMES RDL132 thru RDL180  
 NEMA FRAMES FL180 thru FL280 and IEC FRAMES FDL112 thru FDL180



FRAME	TYPE	TERMINAL STRIP	AMPS	C/BOX	Y	TA	T	AA
FL180	STEEL	N	40	706320003A	5.00	1.62	3.00	1.12
FL180	STEEL	Y/N	7/5	706320005A	6.12	2.38	4.38	1.75/2.00
FL180	STEEL	N	208	706320007A	7.62	2.00	7.00	2.50/3.00
FL180	CAST IRON	Y/N	60	706320004C	5.75	2.38	4.38	1.0 TAP
FL180 & FDL11	MILL	Y	100	706310056A	7.75	2.30	4.40	PG29/PG16

FL210 & RL210	STEEL	N	61	0754520008	6.34	2.00	4.12	1.75
FL210 & RL210	STEEL	N	121	075454001A	7.69	2.38	5.25	1.94
FL210 & RL210	STEEL	N	305	706320016A	9.00	4.12	8.44	4.59
FL210 & RL210	CAST IRON	N	110	0754600628	7.25	2.50	5.25	1.5 TAP
FL210 & RL210	CAST IRON	N	210	0754900028	7.25	2.50	5.25	1.5 TAP
FL250 & RL250	CAST IRON	N	210	706320015A	10.50	4.88	9.00	4.0 TAP
FL250 & RL250	CAST IRON	N	210	706320013A	10.50	4.88	9.00	4.0 TAP
FL16 & RDL16	MILL	Y	100	706310056A	7.75	2.30	4.40	PG29/PG16
FL250 & RL250	MILL	Y	160	706310056B	9.00	3.06	5.40	PG36/PG16
FL16 & RDL16	MILL	Y	160	706310056B	9.00	3.06	5.40	PG36/PG16
FL250 & RL250	MILL	Y	400	7063100638	14.39	7.43	12.15	BLANK

FL250 & RL250	STEEL	N	61	0754520008	6.34	2.00	4.12	1.75
FL250 & RL250	STEEL	N	121	075454001A	7.69	2.38	5.25	1.94
FL250 & RL250	STEEL	N	305	706320016A	9.00	4.12	8.44	4.59
FL250 & RL250	CAST IRON	N	110	0754600628	7.25	2.50	5.25	1.5 TAP
FL250 & RL250	CAST IRON	N	210	0754900028	7.25	2.50	5.25	1.5 TAP
FL250 & RL250	CAST IRON	N	210	706320013A	10.50	4.88	9.00	4.0 TAP
FL16 & RDL16	MILL	Y	100	706310056A	7.75	2.30	4.40	PG29/PG16
FL250 & RL250	MILL	Y	160	706310056B	9.00	3.06	5.40	PG36/PG16
FL16 & RDL16	MILL	Y	160	706310056B	9.00	3.06	5.40	PG36/PG16
FL250 & RL250	MILL	Y	400	7063100638	14.39	7.43	12.15	BLANK

FL280 & RL280	STEEL	N	160	706320009A	7.25	3.50	7.06	2.50
FL280 & RL280	STEEL	N	305	706320016A	9.00	4.12	8.44	4.59
FL280 & RL280	STEEL	N	500	702658001C	14.62	7.56	12.70	5.00
FL280 & RL280	CAST IRON	N	140	7063200128	9.25	4.81	8.58	3.0 TAP
FL280 & RL280	CAST IRON	N	210	706320013A	10.50	4.88	9.00	4.0 TAP
FL280 & RL280	CAST IRON	N	510	706320014D	15.00	7.56	12.81	5.0 TAP
FL16 & RDL16	MILL	Y	100	706310056A	7.75	2.30	4.40	PG29/PG16
FL16 & RDL16	MILL	Y	160	706310056B	9.00	3.06	5.40	PG36/PG16
FL16 & RDL16	MILL	Y	160	706310056B	9.00	3.06	5.40	PG36/PG16
FL280 & RL280	MILL	Y	400	7063100638	14.39	7.43	12.15	BLANK

FRAME SIZE		XX		XY		PART NUMBER		FRAME SIZE		XX		XY		PART NUMBER	
FL180/FL180/RL200/VRL180	9.12	4.25	4.25	608007-26-A	FL180/FL180/RL200/VRL180	12.62	8.00	8.00	706310-3-B						
FL210/FL210/RL210/VRL132	7.38	4.25	4.25	608007-26-A	FL210/FL210/RL210/VRL132	10.88	8.00	8.00	706310-3-B						
FL210/FL180/RL200/VRL160	8.44	4.25	4.25	608007-26-A	FL210/FL180/RL200/VRL160	11.88	8.00	8.00	706310-3-B						
FL280/FL180/RL200/VRL180	9.12	4.25	4.25	608007-26-A	FL280/FL180/RL200/VRL180	12.62	8.00	8.00	706310-3-B						

- (1) TAP CONDUIT
- (2) TAP PIPE TAP
- (3) CUSTOMER TO PROVIDE HOLE FOR CONDUIT.
- (4) 2" DN -5A or 1" TAP DN -4C

TERMINAL BOX CAN BE KEPT FOR LEAD OUTLET AT TOP. SIZES OR BOTTOM TERMINAL BOX CAN BE KEPT FOR LEAD OUTLET AT BOTTOM. SIZES OR BOTTOM OF C-1 MOUNTING IS SPECIFIED. DIM. LOCATED ON TOP WHEN SPECIFIED.

050-667919

CUSTOMER IS RESPONSIBLE FOR DETERMINING THAT BALDOR'S PRODUCT WILL PERFORM SUITABLY IN THE INTENDED APPLICATION.

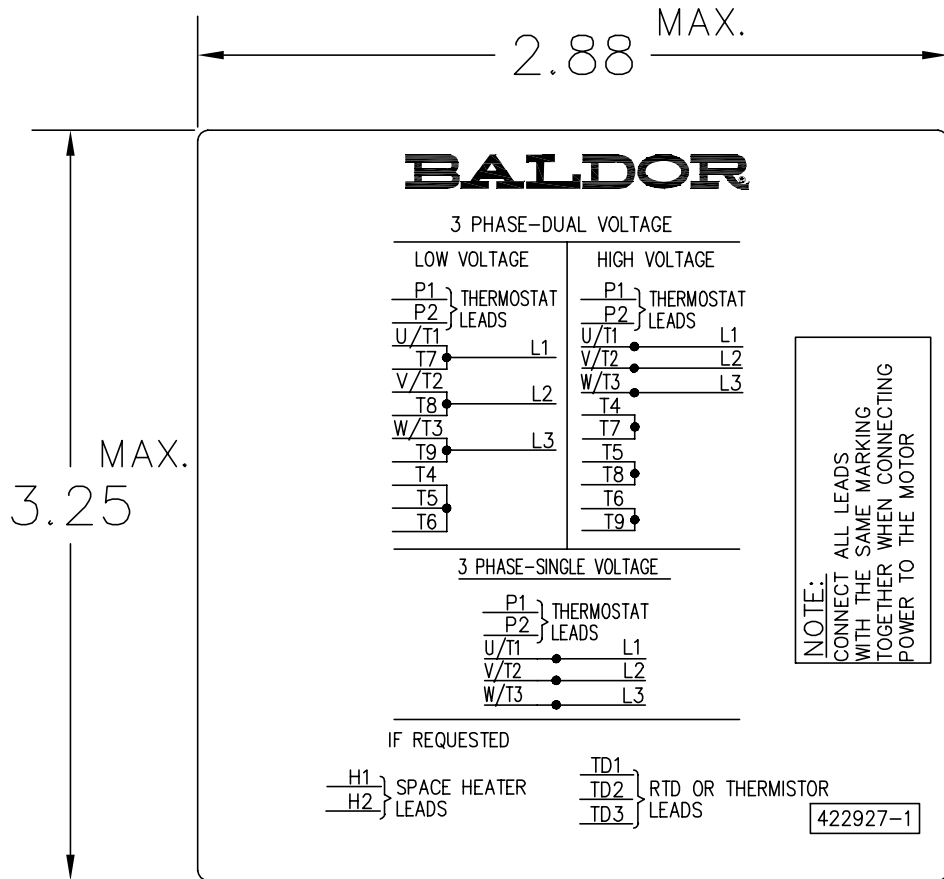
REV. DESC: REPLACE CONDUIT BOX TABLE	VERSION: 04
REV. LTR: D	REVISED: 11:46:16 10/19/2017
FILE: \RGG\00003\692	
MTL: 1	

TDR: 00001047838
BY: RGGWT

**BALDOR**

DIM SHT NEMA RL210-RL280 FL180-FL280 IEC RDL132-RDL180  
 SH 1 of 1

422927-001



NOTE:  
DATA TO BE SIZED  
SO THAT IT FITS INTO  
MATERIAL DECAL  
DIMENSIONS. MAKE  
LETTERS & NUMBERS  
AS LARGE AS POSSIBLE.

MATERIAL: CERAMATIC DGF-P4  
PERMA GRIP ADHESIVE

ALL LETTERS, NUMBERS  
AND LINES TO BE BLACK  
ON WHITE BACKGROUND.

422927-001

REV. DESC: CHANGE BACKGROUND COLOR FROM GOLD TO WHITE		
REV. LTR: B	VERSION: 02	TDR: 000000788708
FILE: \RGG\00000\203	REVISED: 08:09:29 03/04/2013	
MTL: -	BY: RGGWT	

**BALDOR**

EXTERNAL CONNECTION LABEL

SH 1 of 1

Marketing maintained PDF of MN406:

<http://www.baldor.com/support/Literature/Load.ashx/MN406?ManNumber=MN406>