

BALDOR® • RELIANCE 

Product Information Packet

JL3515A

2HP,3450RPM,1PH,60HZ,56J,3535L,TEFC,F1

Part Detail							
Revision:	BL	Status:	PRD/A	Change #:		Proprietary:	No
Type:	AC	Elec. Spec:	35WG5184	CD Diagram:	CD0449	Mfg Plant:	
Mech. Spec:	35F083	Layout:	35LYF083	Poles:	02	Created Date:	06-21-2007
Base:	N	Eff. Date:	06-01-2018	Leads:	4#14 A&J,1#12 #4TH		

Specs			
Catalog Number:	JL3515A	Inverter Code:	Not Inverter
Enclosure:	TEFC	KVA Code:	K
Frame:	56J	Lifting Lugs:	No Lifting Lugs
Frame Material:	Steel	Locked Bearing Indicator:	Locked Bearing
Output @ Frequency:	2.000 HP @ 60 HZ	Motor Lead Quantity/Wire Size:	4 @ 14 AWG, A&J
Synchronous Speed @ Frequency:	3600 RPM @ 60 HZ	Motor Lead Exit:	Ko Box
Voltage @ Frequency:	230.0 V @ 60 HZ	Motor Lead Termination:	Flying Leads
	115.0 V @ 60 HZ	Motor Type:	3535L
XP Class and Group:	None	Mounting Arrangement:	F1
XP Division:	Not Applicable	Power Factor:	82
Agency Approvals:	CSA	Product Family:	General Purpose
	UR	Pulley End Bearing Type:	Ball
Auxillary Box:	No Auxillary Box	Pulley Face Code:	C-Face
Auxillary Box Lead Termination:	None	Pulley Shaft Indicator:	Ext Thread
Base Indicator:	No Mounting	Rodent Screen:	None
Bearing Grease Type:	Polyrex EM (-20F +300F)	RoHS Status:	ROHS COMPLIANT
Blower:	None	Shaft Extension Location:	Pulley End
Current @ Voltage:	11.500 A @ 230.0 V	Shaft Ground Indicator:	No Shaft Grounding

	12.100 A @ 208.0 V	Shaft Rotation:	Fixed Opposite Standard
	23.000 A @ 115.0 V	Shaft Slinger Indicator:	No Slinger
Design Code:	L	Speed Code:	Single Speed
Drip Cover:	No Drip Cover	Motor Standards:	NEMA
Duty Rating:	CONT	Starting Method:	Direct on line
Electrically Isolated Bearing:	Not Electrically Isolated	Thermal Device - Bearing:	None
Feedback Device:	NO FEEDBACK	Thermal Device - Winding:	Do Not Use Eve-Not Valiid
Front Face Code:	Standard	Vibration Sensor Indicator:	No Vibration Sensor
Front Shaft Indicator:	None	Winding Thermal 1:	Automatic Thermal Overload
Heater Indicator:	No Heater	Winding Thermal 1 Location:	SB
Insulation Class:	B	Winding Thermal 2:	None

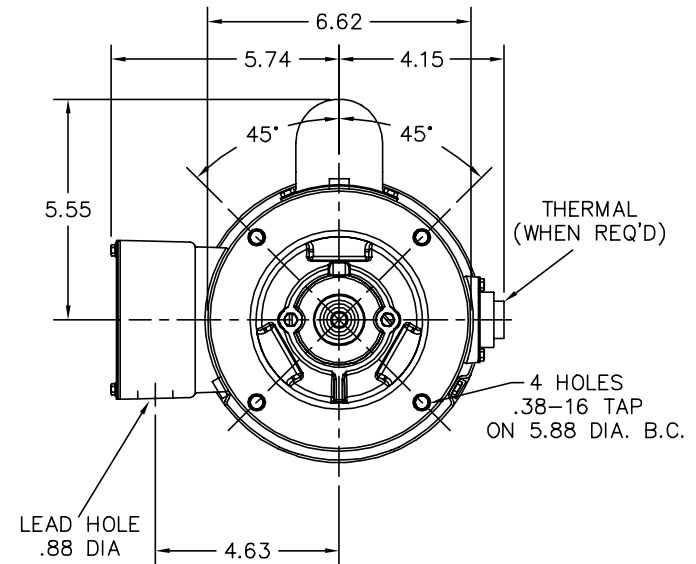
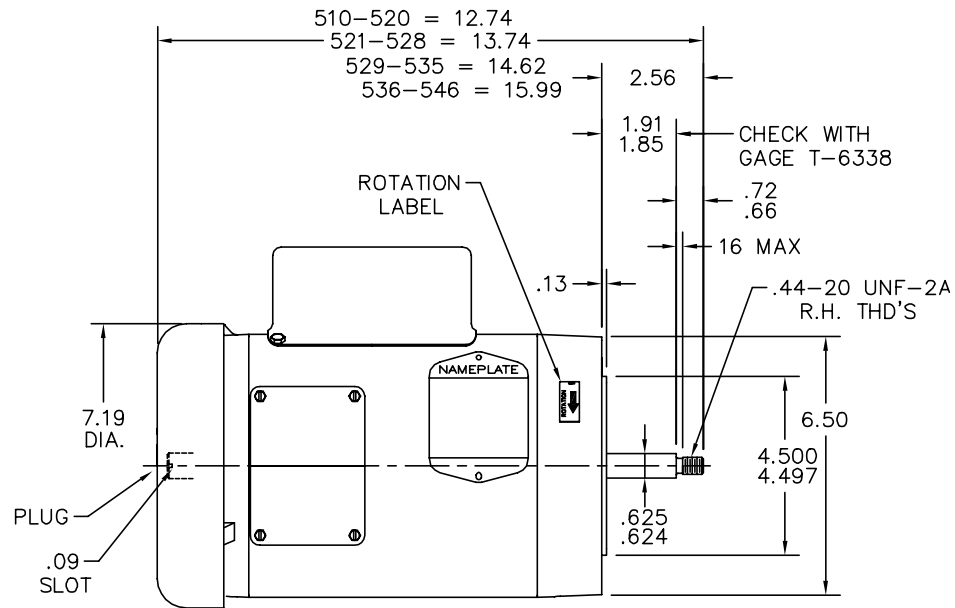
Nameplate NP1257L	
CAT.NO.	JL3515A
SPEC.	35F83-5184
HP	2
VOLTS	115/230
AMP	23/11.5
RPM	3450
FRAME	56J
HZ	60
PH	1
SER.F.	1.00
CODE	K
DES	L
CL	B
NEMA-NOM-EFF	74
PF	82
RATING	40C AMB-CONT
CC	USABLE AT 208V 12.1
DE	6205
ODE	6203
ENCL	TEFC
SN	

Parts List		
Part Number	Description	Quantity
SA024899	SA 35F83-5184	1.000 EA
RA020949	RA 35F83-5184	1.000 EA
EC1645A06SP	ELEC CAP, 645-774 MFD, 125V, 2.06D X 4.	1.000 EA
NS2512A01	INSULATOR, CONDUIT BOX X	1.000 EA
35CB3007	35 CB CASTING W/.88 DIA. LEAD HOLE	1.000 EA
36GS1000SP	GASKET-CONDUIT BOX, .06 THICK #SV-330 LE	1.000 EA
51XB1016A07	10-16 X 7/16 HXWSSLD SERTYB	2.000 EA
11XW1032G06	10-32 X .38, TAPTITE II, HEX WSHR SLTD U	1.000 EA
35EP3122K00	MASTER ODE,203 BRG,.683SH,#26 DRN,FH MTG	1.000 EA
51XW0832A07	8-32 X .44, TAPTITE II, HEX WSHR SLTD SE	2.000 EA
85XU0407S04	4X1/4 U DRIVE PIN STAINLESS	2.000 EA
51XB1016A05	10-16X5/16HX WA SL SR TYB (F/S)	2.000 EA
HW5100A03	WAVY WASHER (W1543-017)	1.000 EA
35EP3307G00	MASTER DE,205 BRG,1.232SH,#26 DRN	1.000 EA
51XN1032A20	10-32 X 1 1/4 HX WS SL SR	2.000 EA
51XB1214A16	12-14X1.00 HXWSSLD SERTYB	1.000 EA
35FH4005A55	IEC FH NO GR SR,3 MTG HOLE NO DIMPLES,	1.000 EA
51XW1032A06	10-32 X .38, TAPTITE II, HEX WSHR SLTD S	3.000 EA
WD4100A10	465 NIAGARA PLUG (SO ELEC),FOR 1.093 DIA	1.000 EA
35CB4521GX	CONDUIT BOX LID KIT **ORDER INDIV PARTS	1.000 EA
51XW0832A07	8-32 X .44, TAPTITE II, HEX WSHR SLTD SE	4.000 EA
WD1000A15	3-520132-2 AMP FLAG (4M/RL NON-CANC/NON-	2.000 EA
MJ1000A02	GREASE, POLYREX EM EXXON (USe 4824-15A)	0.050 LB
34FN3002A01SP	EXTERNAL FAN, PLASTIC, .637/.639 HUB W/	1.000 EA

Parts List (continued)		
Part Number	Description	Quantity
MG1000G27	MED CHARCOAL METALLIC GREY 400-0096	0.017 GA
SP5051A99	MODEL 34/35 TORQ STA SW LEAD CONFIG	1.000 EA
HA3100A18	THRUBOLT 10-32 X 9.250	4.000 EA
LB1118	LABEL,WARNING (ROLL LABEL)	1.000 EA
LB1009N	LABEL,ROTATION DIRECTION (ON ROLLS)	1.000 EA
35CB4802A02SP	CAPACITOR COVER, STAMPED X	1.000 EA
35GS3001A02	GASKET, CA.COVER, 5.38 LONG .06 CS301	1.000 EA
LC0031	CONNECTION LABEL	1.000 EA
NP1257L	ALUM UL CSA CC THERMAL REV MTG	1.000 EA
36PA1000	PKG GRP, PRINT PK1016A06	1.000 EA
PK3083T	STYROFOAM PACKING CRADLE	1.000 EA
PK3088	MICROFOAM, 8"X"8 PERF. SHEETS 5,400/RL	1.000 EA
FE-0000001	ZRTG FE ASSEMBLY	1.000 EA
PE-0000001	ZRTG PE ASSEMBLY	1.000 EA

No performance data has been
assigned to this product.

35LYF083



CUSTOMER IS RESPONSIBLE FOR DETERMINING THAT BALDOR'S PRODUCT WILL PERFORM SUITABLY IN THE INTENDED APPLICATION.

REV. DESC: REPLACE ENDPLATES		
REV. LTR: R	VERSION: 02	TDR: 000001063670
FILE: \AAA\00008\274	REVISED: 11:27:24 03/12/2018	BY: USJOBUR22
MTL: -	☉ □	

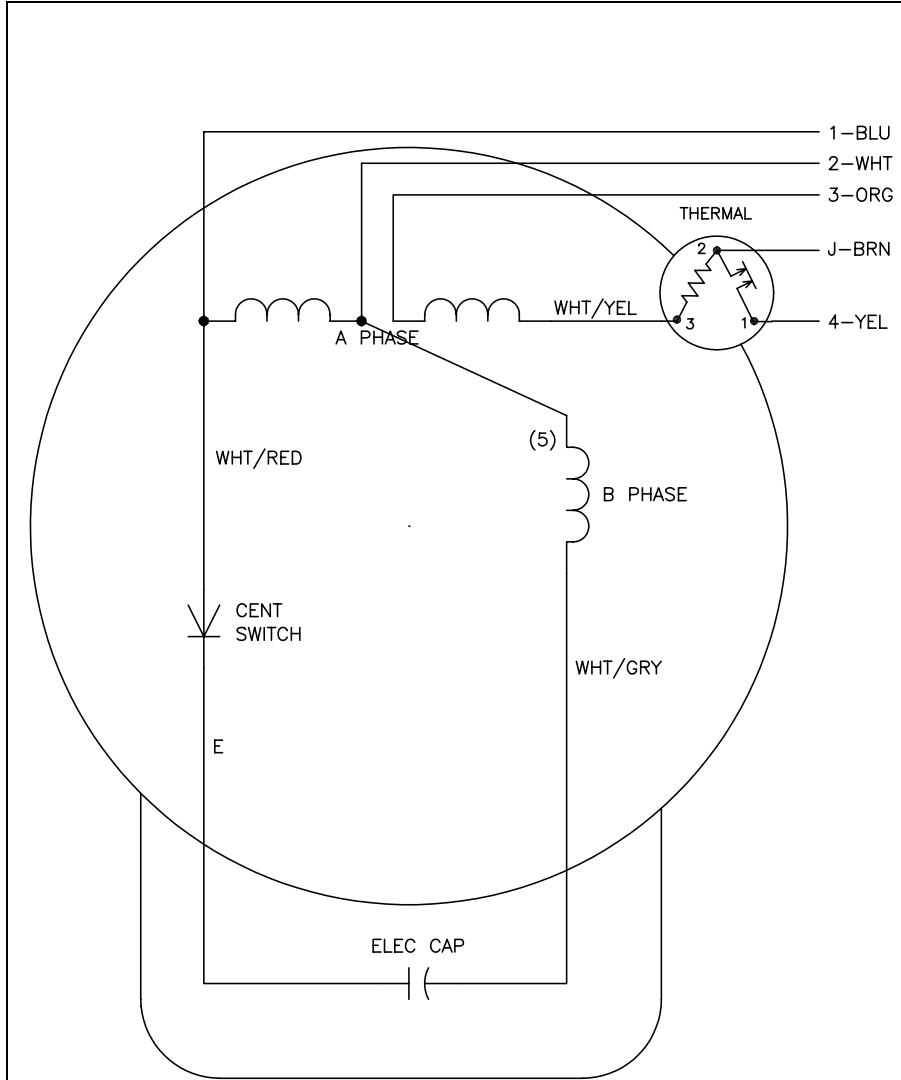
BALDOR

STD FACE MTD VERT 56J TEFC 35L

SH 1 of 1

35LYF083

CD0449



	LINE A	LINE B	JOIN	JOIN
HIGH	1	4	2,3	J
LOW	1,3	4	-	2,J

- NOTES:
1. CONNECTIONS ARE SHOWN FOR CCW ROTATION FACING END OPPOSITE SHAFT EXTENSION (STD). FOR CW ROTATION, INTERCHANGE 5 AND 8 INTERNALLY.
 2. MULTIPLE CAPACITORS ARE CONNECTED IN PARALLEL UNLESS OTHERWISE SPECIFIED.
 3. LEAD COLORS ARE OPTIONAL. LEADS MUST ALWAYS BE NUMBERED AS SHOWN.

REV. DESC: -		REVISED: -		TDR: 0178636	
REV. LTR: D	BY: JLP	FILE: -		MDL: -	
67400		MTL: -			

BALDOR ELECTRIC Co.

TYPE L, DV, FIX, THERM, B PH AMPS THRU HTR HVC, 5 LEAD

CD0449