

B

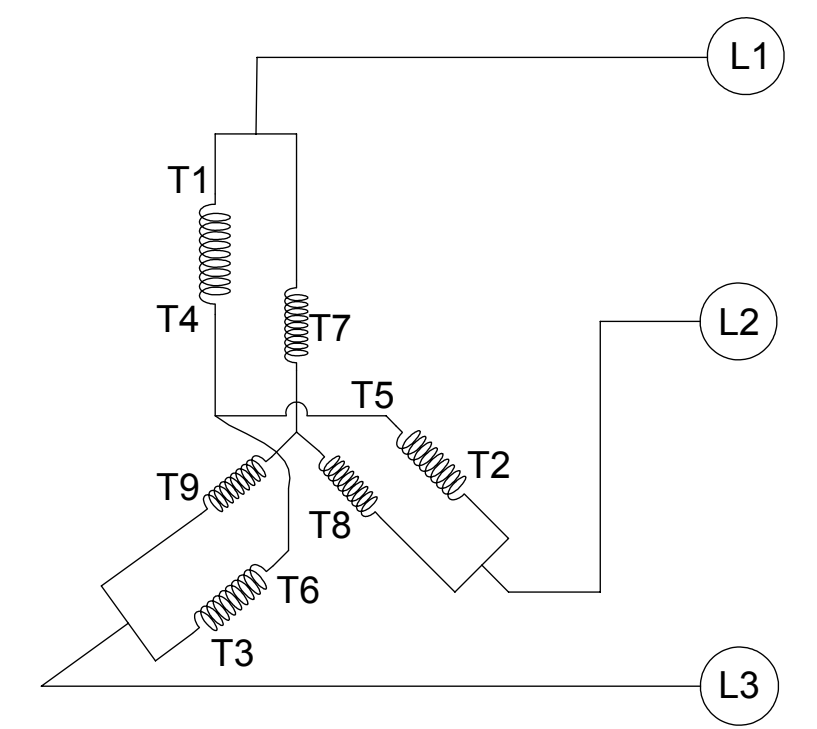
B

A

A

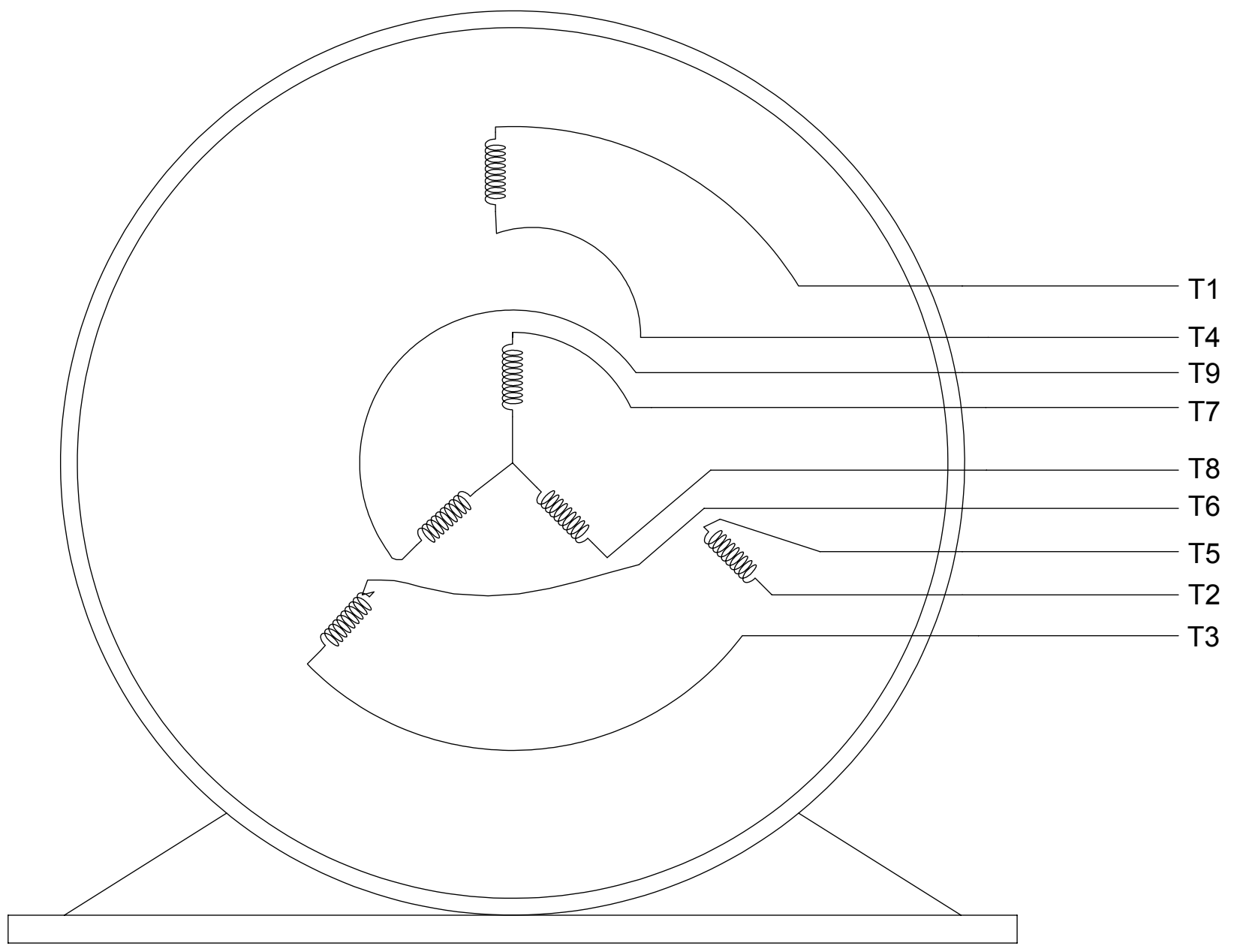
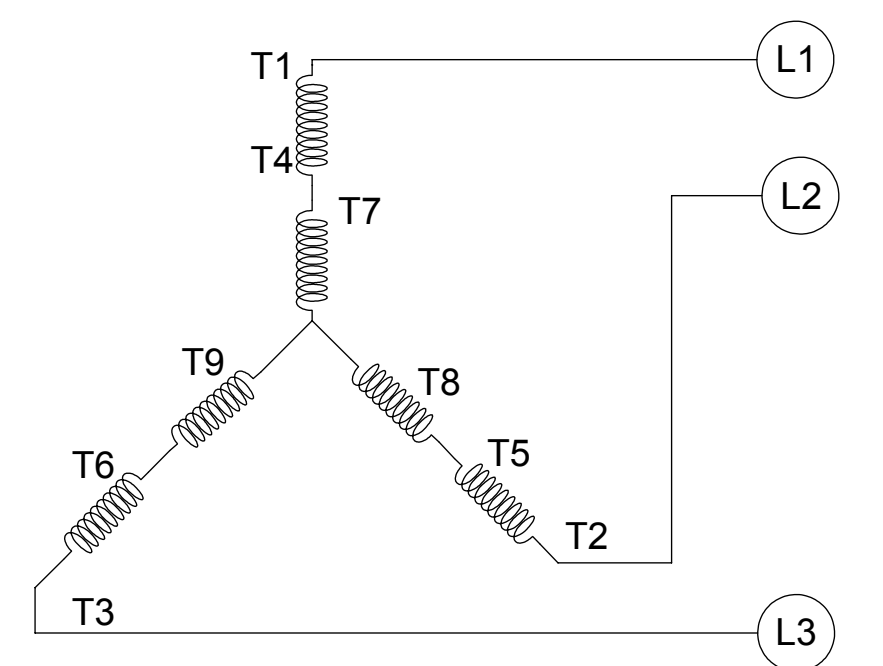
CCW LOW VOLTAGE

001



CCW HIGH VOLTAGE

002



VIEW OF TERMINAL END

- NOTE:
1. TO REVERSE ROTATION, INTERCHANGE ANY TWO LINE CONNECTIONS TO L1, L2, OR L3.
 2. CONNECTION DIAGRAM-NAMEPLATE DD10038

DRAWING REVISION A		REVISION BY G. RODRIGUEZ	DATE 07-06-2016	TOLERANCES UNLESS OTHERWISE SPECIFIED: DEC. INCH mm ANGLE .X ±0.1 [±2.5] .XX ±0.01 [±0.25] XXX ±0.005 [±0.127] .XXXX ±0.0005 [±0.0127] REMOVE BURRS & BREAK SHARP EDGES: .003/.015 [0.076/.381] CORNER FILLETS: .02 [51] MACHINED SURFACES: 125 INCH 3.2 mm mm SHOWN IN [BRACKETS]	DRAWN BY G. RODRIGUEZ	Regal Beloit America, Inc.	
ECO		APPROVED BY R. VALENZUELA	DATE 07-06-2016		DATE 07-06-2016		
ECO DESCRIPTION				DESCRIPTION CONN DIAGRAM-EXTERNAL	REFERENCE SKT52A105383CA	MATERIAL	PROCESS/FINISH
COPYRIGHT REGAL BELOIT AMERICA, INC. ALL RIGHTS RESERVED. PROPRIETARY AND CONFIDENTIAL INFORMATION - THIS DOCUMENT IS THE PROPERTY OF REGAL BELOIT AMERICA, INC. ("OWNER") AND CONTAINS OWNER'S PROPRIETARY INFORMATION. ANY PERSON, CORPORATION OR OTHER FIRM RECEIVING IT IS DEEMED, BY RECEIVING IT, TO AGREE THAT IT, AND/OR ANY PART OF IT, SHALL NOT BE DISCLOSED TO ANY PERSON, CORPORATION OR OTHER ENTITY, DUPLICATED, AND/OR USED, EXCEPT AS EXPRESSLY APPROVED IN WRITING IN ADVANCE BY OWNER. THIS DOCUMENT SHALL BE RETURNED TO OWNER UPON REQUEST. IT MAY BE SUBJECT TO CERTAIN RESTRICTIONS UNDER APPLICABLE EXPORT CONTROL LAWS AND REGULATIONS.				THIRD ANGLE PROJECTION	SIZE B	DRAWING NUMBER CDTD103	SHEET 1 OF 1