

BALDOR® • RELIANCE 

Product Information Packet

M1019

.75/.33HP,1725/1140RPM,3PH,60HZ,56,3524M

Part Detail							
Revision:	Y	Status:	PRD/A	Change #:		Proprietary:	No
Type:	AC	Elec. Spec:	35WGX038	CD Diagram:	CD0013	Mfg Plant:	
Mech. Spec:	35B011	Layout:	35LYB011	Poles:	04/06	Created Date:	
Base:	RG	Eff. Date:	08-21-2017	Leads:	6#18		

Specs			
Catalog Number:	M1019	Insulation Class:	F
Enclosure:	OPEN	Inverter Code:	Not Inverter
Frame:	56	KVA Code:	H
Frame Material:	Steel	Lifting Lugs:	No Lifting Lugs
Output @ Frequency:	.750 HP @ 60 HZ	Locked Bearing Indicator:	No Locked Bearing
	.330 HP @ 60 HZ	Motor Lead Quantity/Wire Size:	6 @ 18 AWG
Synchronous Speed @ Frequency:	1800 RPM @ 60 HZ	Motor Lead Exit:	Ko Box
Voltage @ Frequency:	230.0 V @ 60 HZ	Motor Lead Termination:	Flying Leads
XP Class and Group:	None	Motor Type:	3524M
XP Division:	Not Applicable	Mounting Arrangement:	F1
Agency Approvals:	UR	Product Family:	General Purpose
	CSA	Pulley End Bearing Type:	Ball
Auxillary Box:	No Auxillary Box	Pulley Face Code:	Standard
Auxillary Box Lead Termination:	None	Pulley Shaft Indicator:	Standard
Base Indicator:	Rigid	Rodent Screen:	None
Bearing Grease Type:	Polyrex EM (-20F +300F)	Shaft Extension Location:	Pulley End
Blower:	None	Shaft Ground Indicator:	No Shaft Grounding
Current @ Voltage:	2.800 A @ 230.0 V	Shaft Rotation:	Reversible

Design Code:	B	Shaft Slinger Indicator:	No Slinger
Drip Cover:	No Drip Cover	Speed Code:	2S-2W-VT
Duty Rating:	CONT	Motor Standards:	NEMA
Electrically Isolated Bearing:	Not Electrically Isolated	Starting Method:	Direct on line
Feedback Device:	NO FEEDBACK	Thermal Device - Bearing:	NONE (OLD)
Front Face Code:	Standard	Thermal Device - Winding:	None
Front Shaft Indicator:	None	Vibration Sensor Indicator:	No Vibration Sensor
Heater Indicator:	No Heater	Winding Thermal 1:	None
		Winding Thermal 2:	None

Nameplate NP1256L										
CAT.NO.	M1019									
SPEC.	35B11X38G1									
HP	.75/.33									
VOLTS	230									
AMP	2.8/1.6									
RPM	1725/1140									
FRAME	56				HZ	60			PH	3
SER.F.	1.15		CODE	H	DES	B		CLASS	F	
NEMA-NOM-EFF			PF							
RATING	40C AMB-CONT									
CC									USABLE AT 208V	
DE	6205				ODE	6203				
ENCL	OPEN		SN							

Parts List		
Part Number	Description	Quantity
SA023496	SA 35B11X38G1	1.000 EA
RA019546	RA 35B11X38G1	1.000 EA
NS2512A01	INSULATOR, CONDUIT BOX X	1.000 EA
35CB3007	35 CB CASTING W/.88 DIA. LEAD HOLE	1.000 EA
51XB1016A07	10-16 X 7/16 HXWSSLD SERTYB	2.000 EA
11XW1032G06	10-32 X .38, TAPTITE II, HEX WSHR SLTD U	1.000 EA
35EP3209G00	MASTER ODE,203 BRG	1.000 EA
HW5100A03	WAVY WASHER (W1543-017)	1.000 EA
35EP3210B00	MASTER DE,205 BRG,1.000SH	1.000 EA
XY1032A02	10-32 HEX NUT DIRECTIONAL SERRATION	4.000 EA
35CB4521	35 LIPPED CB LID (GALV & PHOSPH)	1.000 EA
51XW0832A07	8-32 X .44, TAPTITE II, HEX WSHR SLTD SE	4.000 EA
HW2501D13	KEY, 3/16 SQ X 1.375	1.000 EA
HA7000A04	KEY RETAINER 0.625 DIA SHAFTS	1.000 EA
85XU0407S04	4X1/4 U DRIVE PIN STAINLESS	2.000 EA
MJ1000A02	GREASE, POLYREX EM EXXON (USe 4824-15A)	0.050 LB
MG1000G27	MED CHARCOAL METALLIC GREY 400-0096	0.017 GA
HA3100A18	THRUBOLT 10-32 X 9.250	4.000 EA
LB1119N	WARNING LABEL	1.000 EA
LC0013	CONNECTION LABEL	1.000 EA
NP1256L	ALUM UL CSA CC INDUSTRIAL MOTOR A60	1.000 EA
35PA1066	PKG GRP, PRINT PK1008A06	1.000 EA
MN416A01	TAG-INSTAL-MAINT no wire (1200/bx) 5/18	1.000 EA
PE-0000001	ZRTG PE ASSEMBLY	1.000 EA

Parts List (continued)		
Part Number	Description	Quantity
FE-0000001	ZRTG FE ASSEMBLY	1.000 EA

Accessories		
Part Number	Description	Multiplier
35-8764	C FACE KIT	A8
35EP1604A01SP	D-FLANGE KIT	A8

AC Induction Motor Performance Data
Record # 61472 - Typical performance - not guaranteed values

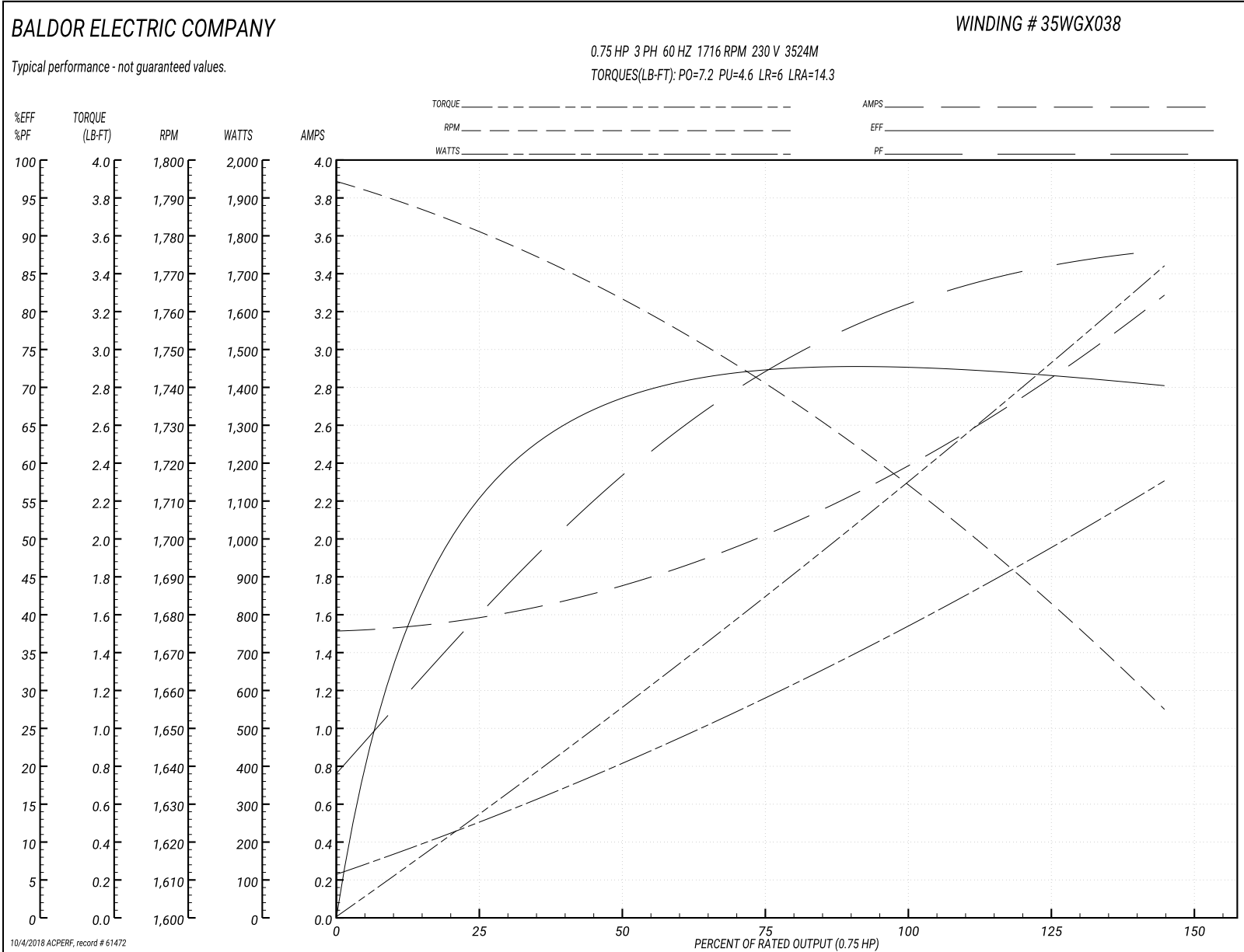
Winding: 35WGX038-R008	Type: 3524M	Enclosure: OPEN
-------------------------------	--------------------	------------------------

Nameplate Data				230 V, 60 Hz: High Speed Connection	
Rated Output (HP)	.75/.33			Full Load Torque	2.3 LB-FT
Volts	230			Start Configuration	direct on line
Full Load Amps	2.8/1.6			Breakdown Torque	7.2 LB-FT
R.P.M.	1725/1140			Pull-up Torque	4.6 LB-FT
Hz	60	Phase	3	Locked-rotor Torque	6 LB-FT
NEMA Design Code	B	KVA Code	H	Starting Current	14.3 A
Service Factor (S.F.)	1.15			No-load Current	1.5 A
NEMA Nom. Eff.	0	Power Factor	0	Line-line Res. @ 25°C	10.5 Ω
Rating - Duty	40C AMB-CONT			Temp. Rise @ Rated Load	
				Locked-rotor Power Factor	86.5
				Rotor inertia	0.142 LB-FT ²

Load Characteristics 230 V, 60 Hz, 0.75 HP

% of Rated Load	25	50	75	100	125	150	S.F.
Power Factor	42	59	74	80	86	88	84
Efficiency	54.6	68	72.5	73.2	72.3	69.7	72.7
Speed	1779	1760	1740	1716	1687	1653	1699
Line amperes	1.6	1.8	2	2.4	2.8	3.3	2.64

Performance Graph at 230V, 60Hz, 0.75HP Typical performance - Not guaranteed values



AC Induction Motor Performance Data

Record # 61473 - Typical performance - not guaranteed values

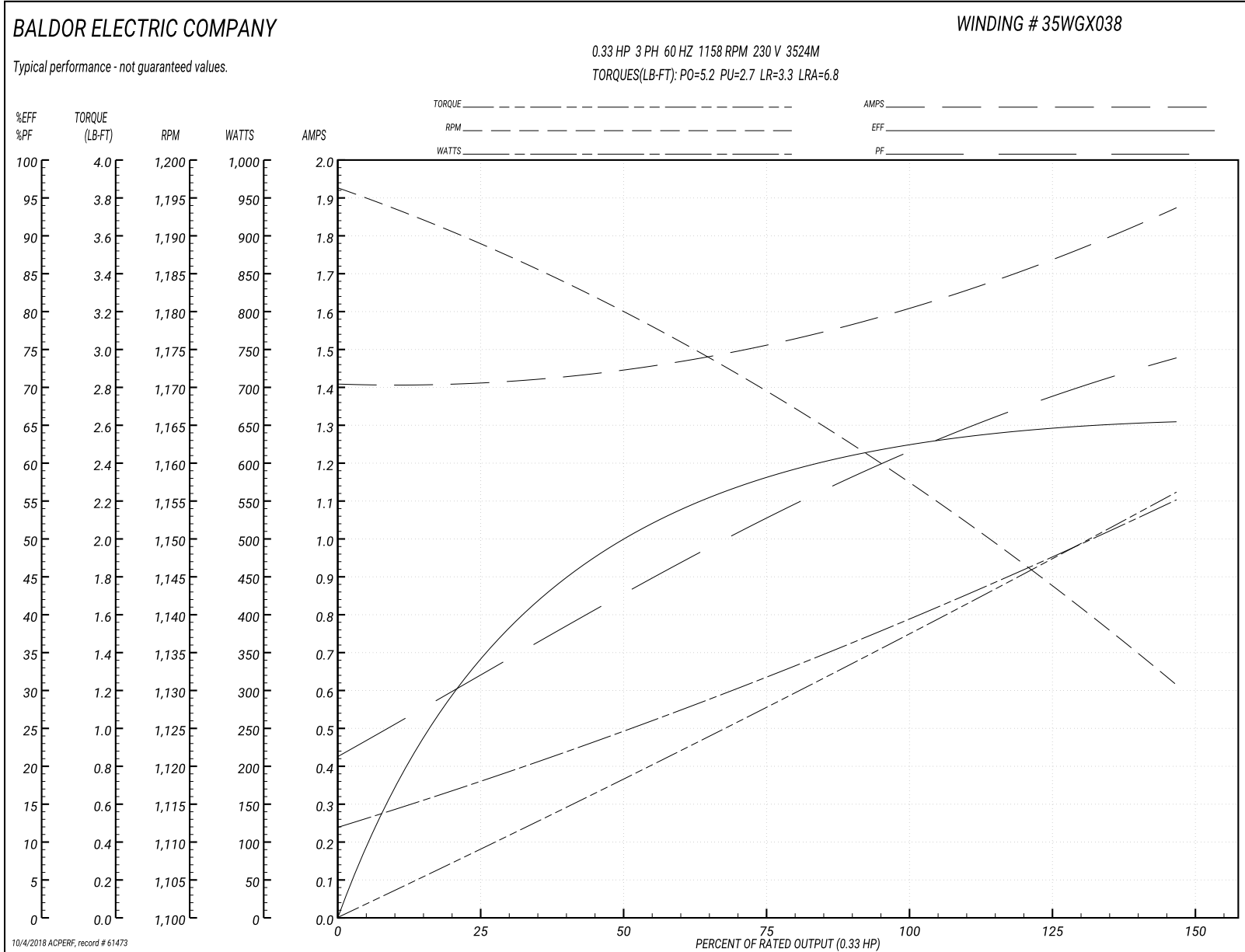
Winding: 35WGX038-R008	Type: 3524M	Enclosure: OPEN
-------------------------------	--------------------	------------------------

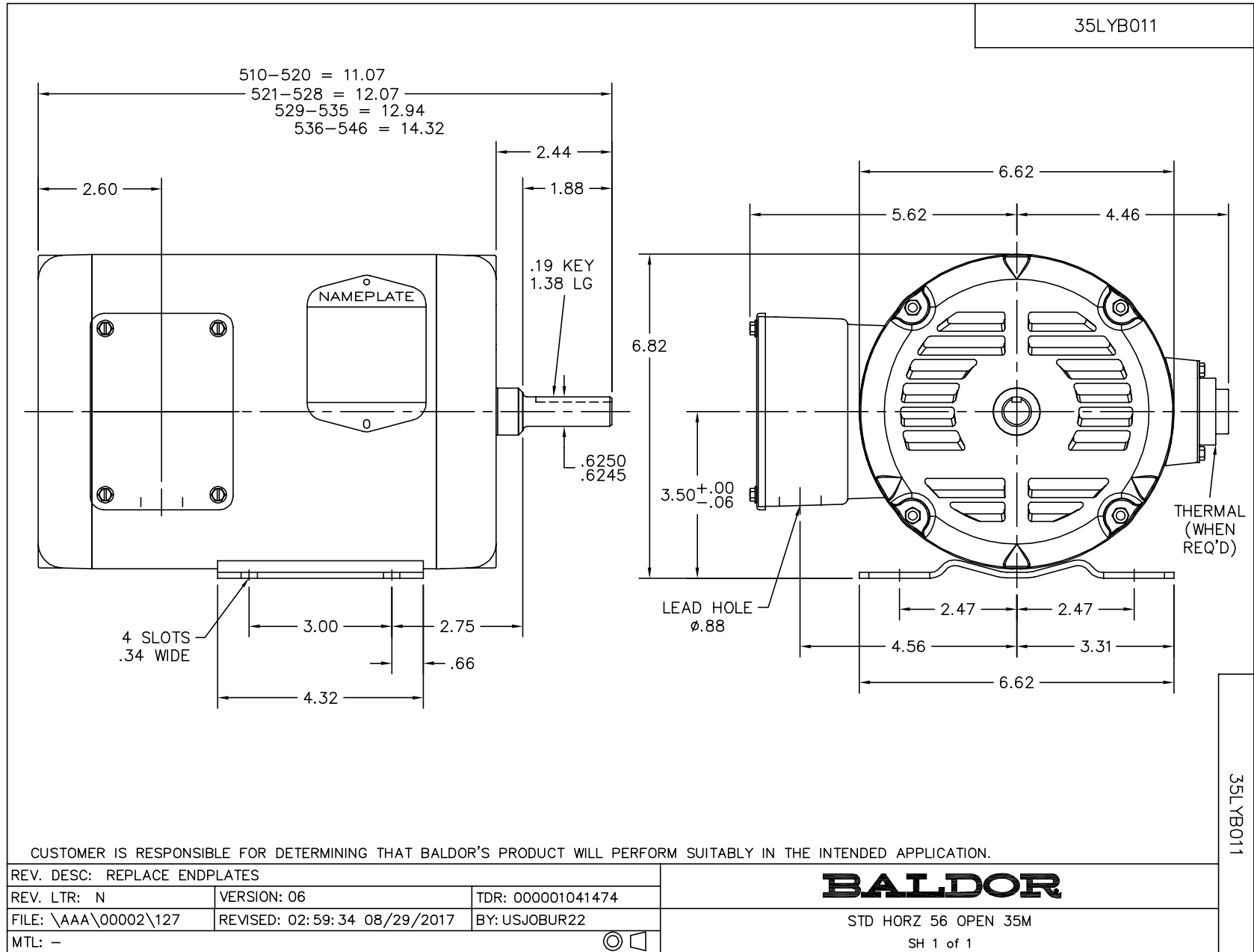
Nameplate Data				230 V, 60 Hz: Low Speed Connection	
Rated Output (HP)	.75/.33			Full Load Torque	1.5 LB-FT
Volts	230			Start Configuration	direct on line
Full Load Amps	2.8/1.6			Breakdown Torque	5.2 LB-FT
R.P.M.	1725/1140			Pull-up Torque	2.7 LB-FT
Hz	60	Phase	3	Locked-rotor Torque	3.3 LB-FT
NEMA Design Code	B	KVA Code	H	Starting Current	6.8 A
Service Factor (S.F.)	1.15			No-load Current	1.4 A
NEMA Nom. Eff.	0	Power Factor	0	Line-line Res. @ 25°C	20.1 Ω
Rating - Duty	40C AMB-CONT			Temp. Rise @ Rated Load	
				Locked-rotor Power Factor	84.3
				Rotor inertia	0.142 LB-FT ²

Load Characteristics 230 V, 60 Hz, 0.33 HP

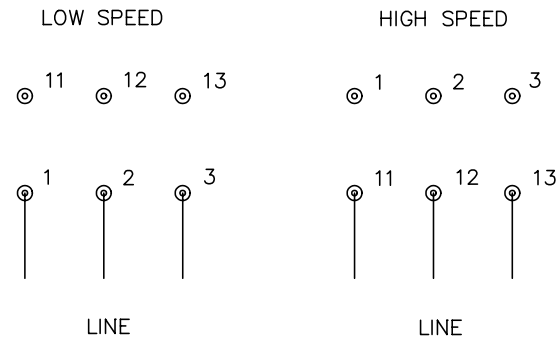
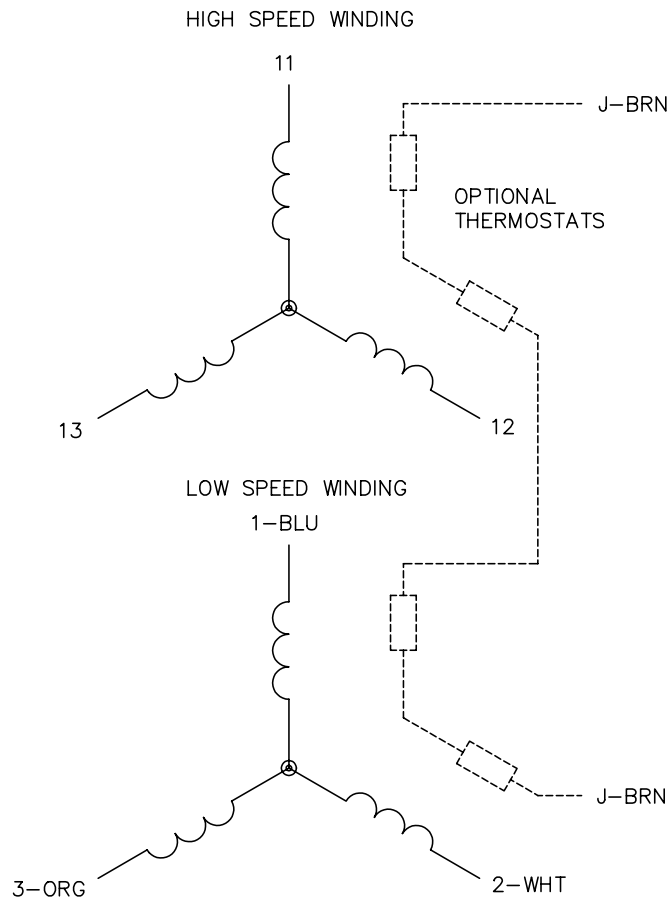
% of Rated Load	25	50	75	100	125	150	S.F.
Power Factor	33	42	54	62	70	73	67
Efficiency	34.2	50	58.6	62.6	64.9	65.2	64
Speed	1188	1179	1169	1158	1145	1130	1150
Line amperes	1.4	1.5	1.5	1.6	1.7	1.9	1.66

Performance Graph at 230V, 60Hz, 0.33HP Typical performance - Not guaranteed values





CD0013



NOTES:

1. INTERCHANGE ANY TWO LINE LEADS TO REVERSE ROTATION.
2. OPTIONAL THERMOSTATS ARE PROVIDED WHEN SPECIFIED.
3. ACTUAL NUMBER OF INTERNAL PARALLEL CIRCUITS MAY VARY.
4. LEAD COLORS ARE OPTIONAL. LEADS MUST ALWAYS BE NUMBERED AS SHOWN.

REV. DESC: REVISE TO SHOW OPTIONAL COLORS			
REV. LTR: D	BY: JLP	REVISED: 01/22/99 8:50	TDR: 0171435
Ω10003		FILE: AAA00005143	MDL: -
		MTL: -	

BALDOR ELECTRIC Co.

3PH, SV, 6 LEADS, 2-SPEED 2-WINDING

CD0013