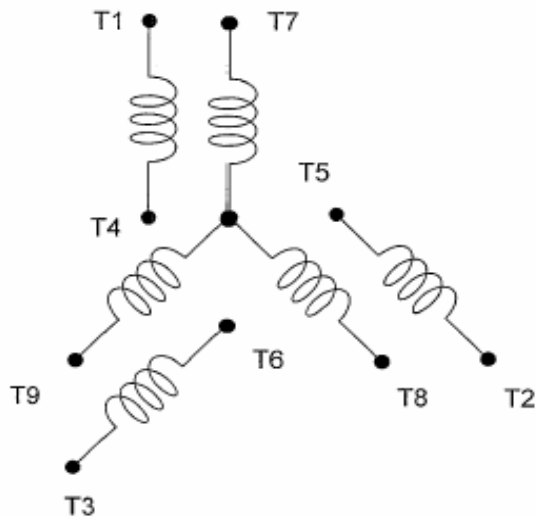


DATE:
December 6, 2010

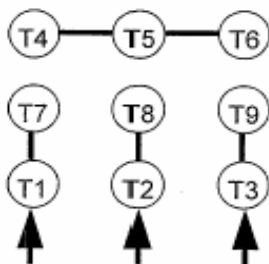
CONNECTION DIAGRAM

CATALOG NO.:
NP0022

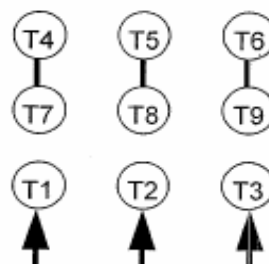


SCHEMATIC - 2Y/Y CONNECTION

ACROSS THE LINE CONNECTION



**LINE
230 VOLT CONNECTION**



**LINE
460 VOLT CONNECTION**