

BALDOR® • RELIANCE 

Product Information Packet

PCL3515M

2HP,3450RPM,1PH,60HZ,56C,3524LC,TEFC,F1

Part Detail							
Revision:	AE	Status:	PRD/A	Change #:		Proprietary:	No
Type:	AC	Elec. Spec:	35WGY691	CD Diagram:	CD0320	Mfg Plant:	
Mech. Spec:	35T973	Layout:	35LYT973	Poles:	02	Created Date:	06-22-2007
Base:	RG	Eff. Date:	05-31-2018	Leads:	4#14 A&J,2#18 B PH,1#12 4-YEL		

Specs			
Catalog Number:	PCL3515M	Inverter Code:	Not Inverter
Enclosure:	TEFC	KVA Code:	F
Frame:	56C	Lifting Lugs:	No Lifting Lugs
Frame Material:	Steel	Locked Bearing Indicator:	Locked Bearing
Output @ Frequency:	2.000 HP @ 60 HZ	Motor Lead Quantity/Wire Size:	4 @ 14 AWG, A&J
Synchronous Speed @ Frequency:	3600 RPM @ 60 HZ	Motor Lead Exit:	Ko Box
Voltage @ Frequency:	115.0 V @ 60 HZ	Motor Lead Termination:	Flying Leads
	230.0 V @ 60 HZ	Motor Type:	3524LC
XP Class and Group:	None	Mounting Arrangement:	F1
XP Division:	Not Applicable	Power Factor:	95
Agency Approvals:	UR	Product Family:	General Purpose
	CSA	Pulley End Bearing Type:	Ball
Auxillary Box:	No Auxillary Box	Pulley Face Code:	C-Face
Auxillary Box Lead Termination:	None	Pulley Shaft Indicator:	Standard
Base Indicator:	Rigid	Rodent Screen:	None
Bearing Grease Type:	Polyrex EM (-20F +300F)	RoHS Status:	ROHS COMPLIANT
Blower:	None	Shaft Extension Location:	Pulley End
Current @ Voltage:	17.600 A @ 115.0 V	Shaft Ground Indicator:	No Shaft Grounding

	8.800 A @ 230.0 V	Shaft Rotation:	Reversible
Design Code:	L	Shaft Slinger Indicator:	No Slinger
Drip Cover:	No Drip Cover	Speed Code:	Single Speed
Duty Rating:	CONT	Motor Standards:	NEMA
Electrically Isolated Bearing:	Not Electrically Isolated	Starting Method:	Direct on line
Feedback Device:	NO FEEDBACK	Thermal Device - Bearing:	None
Front Face Code:	Standard	Thermal Device - Winding:	Do Not Use
Front Shaft Indicator:	None	Vibration Sensor Indicator:	No Vibration Sensor
Heater Indicator:	No Heater	Winding Thermal 1:	Manual Thermal Overload
Insulation Class:	F	Winding Thermal 1 Location:	KO
		Winding Thermal 2:	None

Nameplate NP1257L	
CAT.NO.	PCL3515M
SPEC.	35T973Y691
HP	2
VOLTS	115/230
AMP	17.6/8.8
RPM	3450
FRAME	56C
SER.F.	1.15
NEMA-NOM-EFF	77
RATING	40C AMB-CONT
CC	
DE	6205
ENCL	TEFC
ODE	6203
SN	
CODE	F
DES	L
CL	F
PF	95
HZ	60
PH	1
USABLE AT 208V	

Parts List		
Part Number	Description	Quantity
SA111044	SA 35T973Y691	1.000 EA
RA102423	RA 35T973Y691	1.000 EA
OC3060C09SP	CAPACITOR 60 MFD 240 VAC	1.000 EA
TPCRT51CB	THERMAL 1PH 1.00 MAN 120CWELDED	1.000 EA
EC1400A03SP	ELEC CAP, 400-480 MFD, 125V, 1.81D X 3.	1.000 EA
WD3006A01	RSS-2-103JT 2W 10K RES. METAL OXIDE 5%	1.000 EA
NS2512A01	INSULATOR, CONDUIT BOX X	1.000 EA
35CB3007A17	35 CB .88 DIA @ 6:00, 1.00 MTO @ 3:00	1.000 EA
36GS1000SP	GASKET-CONDUIT BOX, .06 THICK #SV-330 LE	1.000 EA
51XB1016A07	10-16 X 7/16 HXWSSLD SERTYB	2.000 EA
HA6015A02	THERMAL RETAINER (PLATED)	1.000 EA
NS2500A02	INSULATOR, MAN THER PROT	1.000 EA
51XB1214A10	12-14 X 5/8HX WS SL SR TYBX	2.000 EA
11XW1032G06	10-32 X .38, TAPTITE II, HEX WSHR SLTD U	1.000 EA
51XW0832A07	8-32 X .44, TAPTITE II, HEX WSHR SLTD SE	2.000 EA
35EP3122K00	MASTER ODE,203 BRG,.683SH,#26 DRN,FH MTG	1.000 EA
NS2501A02	INSULATOR, CAPACITOR BOX	1.000 EA
35CB3801	CAPACITOR COVER, CAST	1.000 EA
34GS3002	GASKET, CAPACITOR BOX	1.000 EA
51XB1016A08	10-16X 1/2HXWSSLD SERTYB	2.000 EA
HA7010	CAPACITOR RETENTION CLAMP	1.000 EA
HW5100A03	WAVY WASHER (W1543-017)	1.000 EA
35EP3307F00	MASTER DE,205 BRG,.998SH,#26 DRN	1.000 EA
51XN1032A20	10-32 X 1 1/4 HX WS SL SR	2.000 EA

Parts List (continued)		
Part Number	Description	Quantity
51XB1214A16	12-14X1.00 HXWSSLD SERTYB	1.000 EA
51XW1032A06	10-32 X .38, TAPTITE II, HEX WSHR SLTD S	3.000 EA
35CB4521GX	CONDUIT BOX LID KIT **ORDER INDIV PARTS	1.000 EA
51XW0832A07	8-32 X .44, TAPTITE II, HEX WSHR SLTD SE	4.000 EA
HW2501D13	KEY, 3/16 SQ X 1.375	1.000 EA
HA7000A04	KEY RETAINER 0.625 DIA SHAFTS	1.000 EA
85XU0407S04	4X1/4 U DRIVE PIN STAINLESS	2.000 EA
WD1000A15	3-520132-2 AMP FLAG (4M/RL NON-CANC/NON-	4.000 EA
MJ1000A02	GREASE, POLYREX EM EXXON (USe 4824-15A)	0.050 LB
35FN3002A05SP	EXFN, PLASTIC, 6.376 OD, .638 ID	1.000 EA
35FH4005A32SP	IEC FH NO GRSR W/3 HOLES - PRIMED	1.000 EA
MG1000G27	MED CHARCOAL METALLIC GREY 400-0096	0.017 GA
HA3100A15	THRUBOLT 10-32 X 8.375	4.000 EA
MG2000A17	RUST INHIBITOR PART # SRPO #20	0.001 GA
SP5181A28	MODEL 35 LC TORQ STAT SWITCH LEAD ASSY	1.000 EA
LB1119N	WARNING LABEL	1.000 EA
LC0269	1PH,DV,REV,THERMAL,7 LD,L.AMP THRU HTR H	1.000 EA
LB1087	LABEL,MANUAL RESET (ROLL LABEL)	1.000 EA
NP1257L	ALUM UL CSA CC THERMAL REV MTG	1.000 EA
35PA1066	PKG GRP, PRINT PK1008A06	1.000 EA
FE-0000001	ZRTG FE ASSEMBLY	1.000 EA
PE-0000001	ZRTG PE ASSEMBLY	1.000 EA

AC Induction Motor Performance Data

Record # 10291 - Typical performance - not guaranteed values

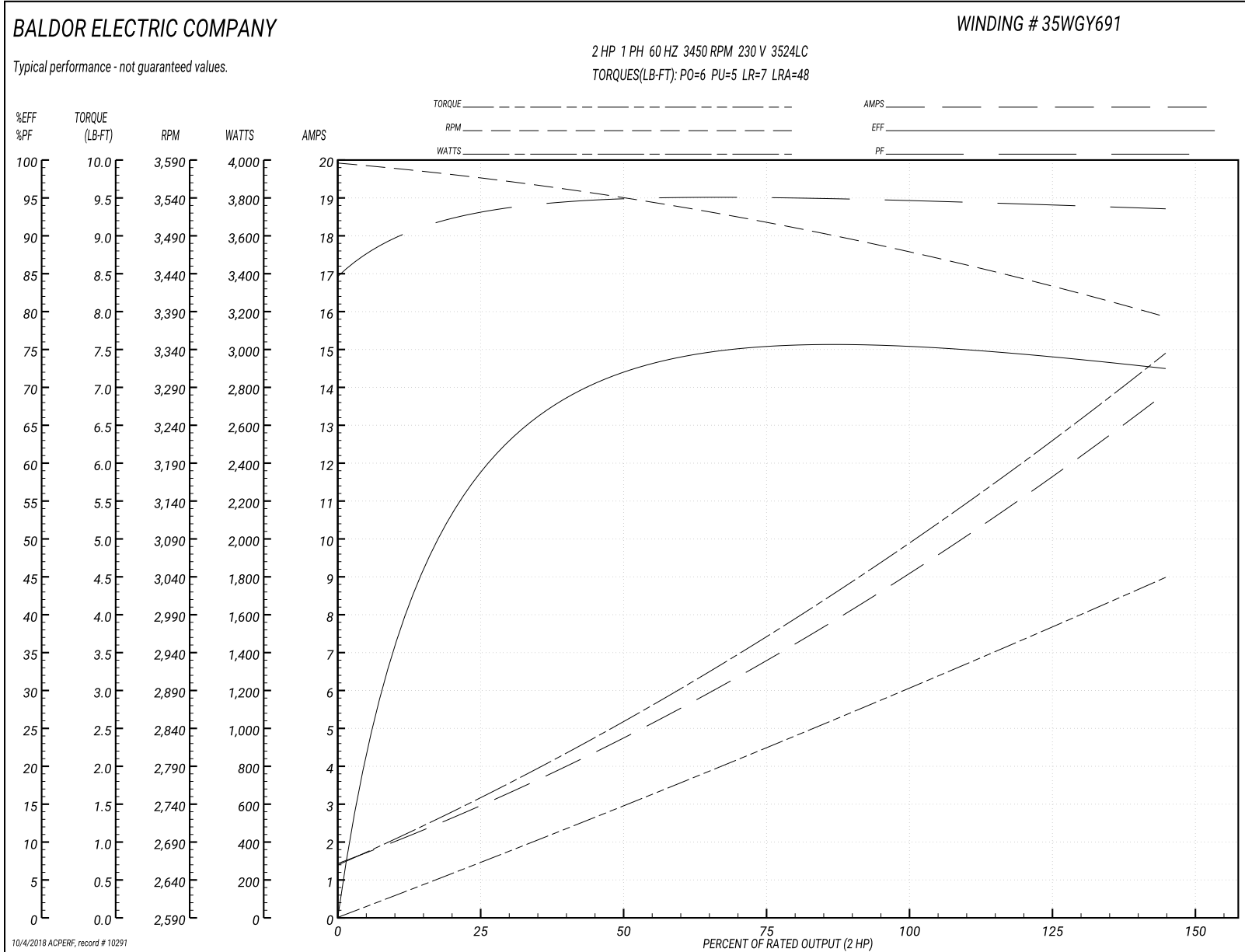
Winding: 35WGY691-R001	Type: 3524LC	Enclosure: TEFC
-------------------------------	---------------------	------------------------

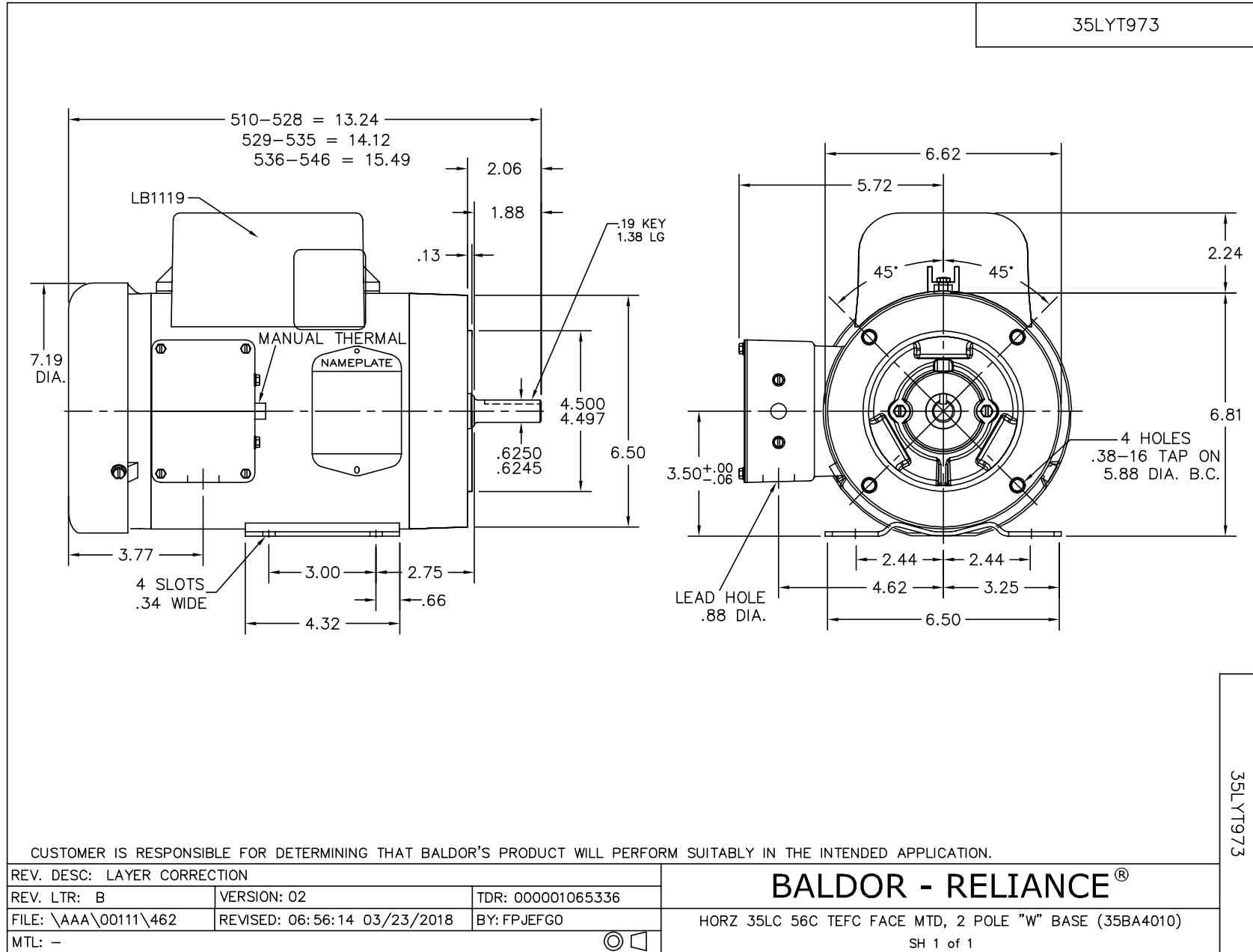
Nameplate Data				230 V, 60 Hz: High Voltage Connection	
Rated Output (HP)	2			Full Load Torque	3 LB-FT
Volts	115/230			Start Configuration	direct on line
Full Load Amps	17.6/8.8			Breakdown Torque	6 LB-FT
R.P.M.	3450			Pull-up Torque	5 LB-FT
Hz	60	Phase	1	Locked-rotor Torque	7 LB-FT
NEMA Design Code	L	KVA Code	F	Starting Current	48 A
Service Factor (S.F.)	1.15			No-load Current	1.35 A
NEMA Nom. Eff.	77	Power Factor	95	Line-line Res. @ 25°C	1.33 Ω A Ph 1.27 Ω B Ph
Rating - Duty	40C AMB-CONT			Temp. Rise @ Rated Load	66°C
S.F. Amps				Temp. Rise @ S.F. Load	88°C

Load Characteristics 230 V, 60 Hz, 2 HP

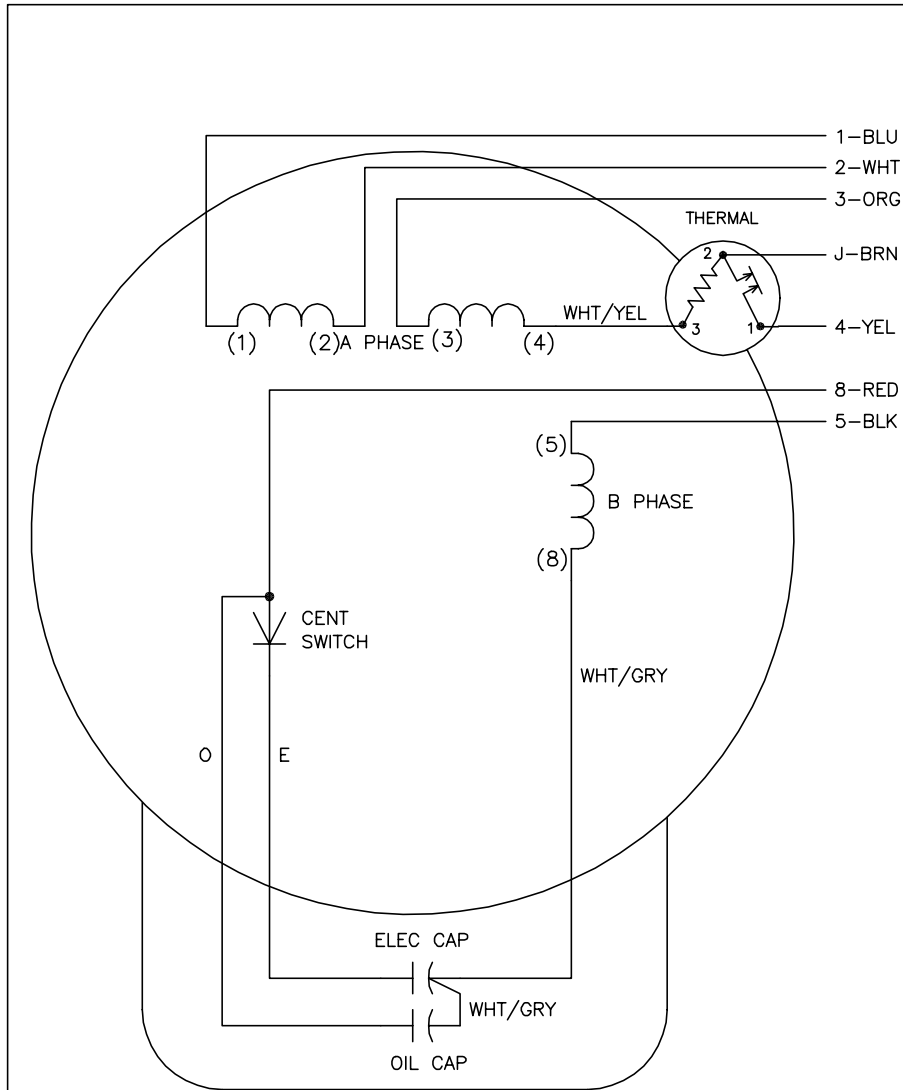
% of Rated Load	25	50	75	100	125	150	S.F.
Power Factor	93	93	96	95	95	93	95
Efficiency	57	72	76	77	72.5	73	74.3
Speed	3560	3539	3508	3473	3431	3380	3448
Line amperes	3.1	4.9	6.7	8.8	11.6	13.8	10.5

Performance Graph at 230V, 60Hz, 2.0HP Typical performance - Not guaranteed values





CD0320



	LINE A	LINE B	JOIN	JOIN
HIGH STD	1,8	4	2,3,5	J
HIGH OPP	1,5	4	2,3,8	J
LOW STD	1,3,8	4	-	2,J,5
LOW OPP	1,3,5	4	-	2,J,8

NOTES:

1. STANDARD ROTATION IS CCW FACING END OPPOSITE SHAFT EXTENSION.
2. MULTIPLE CAPACITORS ARE CONNECTED IN PARALLEL UNLESS OTHERWISE SPECIFIED.
3. LEAD COLORS ARE OPTIONAL. LEADS MUST ALWAYS BE NUMBERED AS SHOWN.

CD0320

REV. DESC: ADD INTERNAL CONNECTION TO HELP MANUFACTURING		
REV. LTR: G	VERSION: 01	TDR: 000000941594
FILE: \AAA\00007\422	REVISED: 02:21:00 08/28/2015	BY: ENALEMO
MTL: -	© □	

BALDOR

TYPE LC, DV, REV, THERMAL, B PH AMPS THRU HTR HVC, 7 LEAD

SH 1 of 1