

BALDOR® • RELIANCE 

Product Information Packet

VENM3538

.5HP, 1765RPM, 3PH, 60HZ, 56C, 3516M, TENV, F1

Part Detail							
Revision:	K	Status:	PRD/A	Change #:		Proprietary:	No
Type:	AC	Elec. Spec:	35WGM303	CD Diagram:	CD0005	Mfg Plant:	
Mech. Spec:	35E010	Layout:	35LYE010	Poles:	04	Created Date:	11-24-2010
Base:	N	Eff. Date:	03-28-2018	Leads:	9#18		

Specs			
Catalog Number:	VENM3538	Insulation Class:	F
Enclosure:	TENV	Inverter Code:	Inverter Ready
Frame:	56C	KVA Code:	N
Frame Material:	Steel	Lifting Lugs:	No Lifting Lugs
Output @ Frequency:	.500 HP @ 60 HZ	Locked Bearing Indicator:	Locked Bearing
Synchronous Speed @ Frequency:	1800 RPM @ 60 HZ	Motor Lead Quantity/Wire Size:	9 @ 18 AWG
Voltage @ Frequency:	230.0 V @ 60 HZ	Motor Lead Exit:	Ko Box
	460.0 V @ 60 HZ	Motor Lead Termination:	Flying Leads
XP Class and Group:	None	Motor Type:	3516M
XP Division:	Not Applicable	Mounting Arrangement:	F1
Agency Approvals:	UR	Power Factor:	64
	CSA	Product Family:	General Purpose
Auxillary Box:	No Auxillary Box	Pulley End Bearing Type:	Ball
Auxillary Box Lead Termination:	None	Pulley Face Code:	C-Face
Base Indicator:	No Mounting	Pulley Shaft Indicator:	Standard
Bearing Grease Type:	Polyrex EM (-20F +300F)	Rodent Screen:	None
Blower:	None	Shaft Extension Location:	Pulley End
Current @ Voltage:	.900 A @ 460.0 V	Shaft Ground Indicator:	No Shaft Grounding

	1.800 A @ 230.0 V	Shaft Rotation:	Reversible
Design Code:	B	Shaft Slinger Indicator:	No Slinger
Drip Cover:	No Drip Cover	Speed Code:	Single Speed
Duty Rating:	CONT	Motor Standards:	NEMA
Electrically Isolated Bearing:	Not Electrically Isolated	Starting Method:	Direct on line
Feedback Device:	NO FEEDBACK	Thermal Device - Bearing:	NONE (OLD)
Front Face Code:	Standard	Thermal Device - Winding:	None
Front Shaft Indicator:	None	Vibration Sensor Indicator:	No Vibration Sensor
Heater Indicator:	No Heater	Winding Thermal 1:	None
		Winding Thermal 2:	None

Nameplate NP2116L	
CAT.NO.	VENM3538
SPEC.	35E010M303G3
HP	.5
VOLTS	230/460
AMP	1.8/.9
RPM	1765
FRAME	56C
SER.F.	1.15
NEMA-NOM-EFF	84
RATING	40C AMB-CONT
CC	
DE	6205
ENCL	TENV
CODE	N
PF	64
HZ	60
DES	B
CL	F
PH	3
ODE	6203
SN	
USABLE AT 208V	

Parts List		
Part Number	Description	Quantity
SA212872	SA 35E010M303G3	1.000 EA
RA200101	RA 35E010M303G3	1.000 EA
NS2512A01	INSULATOR, CONDUIT BOX X	1.000 EA
35CB3007	35 CB CASTING W/.88 DIA. LEAD HOLE	1.000 EA
36GS1000SP	GASKET-CONDUIT BOX, .06 THICK #SV-330 LE	1.000 EA
51XB1016A07	10-16 X 7/16 HXWSSLD SERTYB	2.000 EA
11XW1032G06	10-32 X .38, TAPTITE II, HEX WSHR SLTD U	1.000 EA
35EP3122F00	MASTER ODE,203 BRG,#26 DRN	1.000 EA
HW5100A03	WAVY WASHER (W1543-017)	1.000 EA
35EP3307F00	MASTER DE,205 BRG,.998SH,#26 DRN	1.000 EA
51XN1032A20	10-32 X 1 1/4 HX WS SL SR	2.000 EA
35CB4521GX	CONDUIT BOX LID KIT **ORDER INDIV PARTS	1.000 EA
51XW0832A07	8-32 X .44, TAPTITE II, HEX WSHR SLTD SE	4.000 EA
HA7000A04	KEY RETAINER 0.625 DIA SHAFTS	1.000 EA
85XU0407S04	4X1/4 U DRIVE PIN STAINLESS	2.000 EA
MJ1000A02	GREASE, POLYREX EM EXXON (USe 4824-15A)	0.050 LB
MG1000Y03	MUNSELL 2.53Y 6.70/ 4.60, GLOSS 20,	0.017 GA
HW2501D13	KEY, 3/16 SQ X 1.375	1.000 EA
HA3100A12	THRUBOLT 10-32 X 7.375	4.000 EA
LC0005E01	CONN.DIA./WARNING LABEL (LC0005/LB1119N)	1.000 EA
NP2116L	ALUM SUPER-E UL CSA CC	1.000 EA
35PA1066	PKG GRP, PRINT PK1008A06	1.000 EA
PK3082	STYROFOAM CRADLE	1.000 EA
MN416A01	TAG-INSTAL-MAINT no wire (1200/bx) 5/18	1.000 EA

Parts List (continued)		
Part Number	Description	Quantity
PE-0000001	ZRTG PE ASSEMBLY	1.000 EA
FE-0000001	ZRTG FE ASSEMBLY	1.000 EA

AC Induction Motor Performance Data

Record # 29058 - Typical performance - not guaranteed values

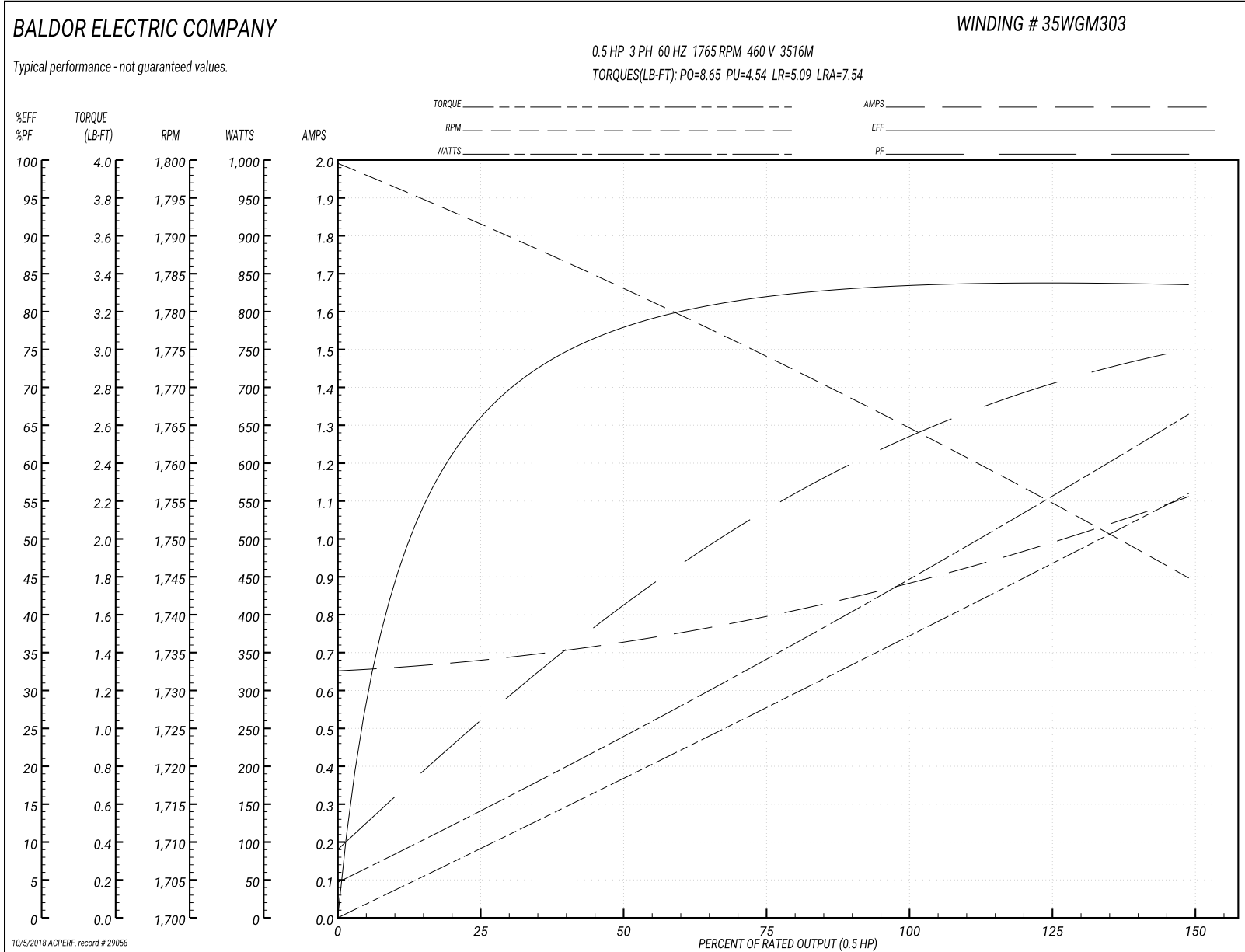
Winding: 35WGM303-R001	Type: 3516M	Enclosure: TENV
-------------------------------	--------------------	------------------------

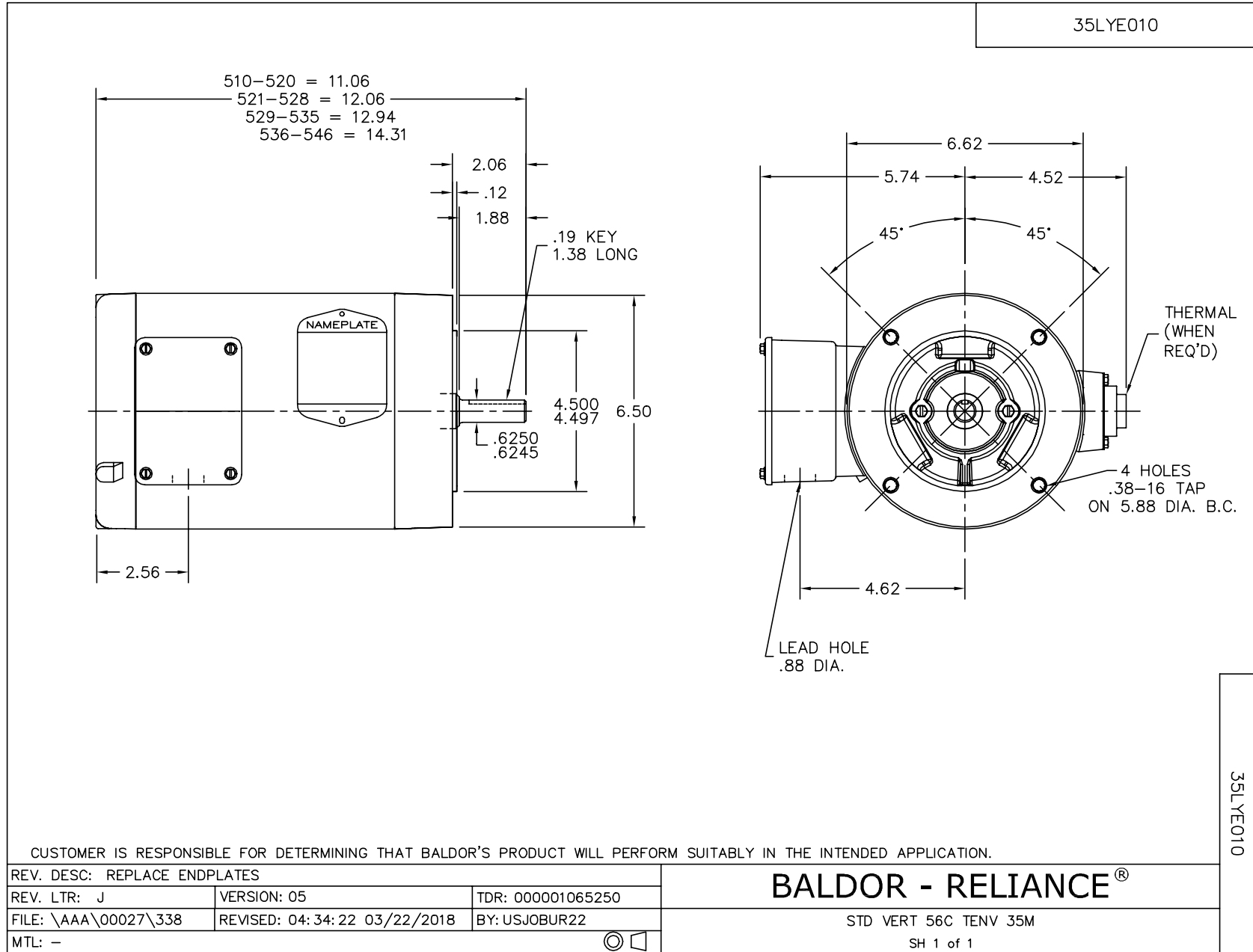
Nameplate Data				460 V, 60 Hz: High Voltage Connection	
Rated Output (HP)	.5			Full Load Torque	1.49 LB-FT
Volts	230/460			Start Configuration	direct on line
Full Load Amps	1.8/9			Breakdown Torque	8.65 LB-FT
R.P.M.	1765			Pull-up Torque	4.54 LB-FT
Hz	60	Phase	3	Locked-rotor Torque	5.09 LB-FT
NEMA Design Code	B	KVA Code	N	Starting Current	7.54 A
Service Factor (S.F.)	1.15			No-load Current	0.655 A
NEMA Nom. Eff.	84	Power Factor	64	Line-line Res. @ 25°C	24 Ω
Rating - Duty	40C AMB-CONT			Temp. Rise @ Rated Load	54°C
S.F. Amps				Temp. Rise @ S.F. Load	61°C
				Locked-rotor Power Factor	54.5
				Rotor inertia	0.0946 LB-FT ²

Load Characteristics 460 V, 60 Hz, 0.5 HP

% of Rated Load	25	50	75	100	125	150	S.F.
Power Factor	26	41	53	63	70	75	70
Efficiency	64.9	77.5	81.5	83.7	84	83.3	83.9
Speed	1793	1783	1774	1765	1755	1745	1755
Line amperes	0.674	0.725	0.793	0.885	0.986	1.11	0.986

Performance Graph at 460V, 60Hz, 0.5HP Typical performance - Not guaranteed values





CD0005

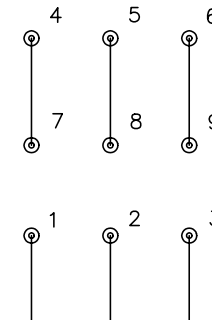


LOW VOLTAGE
(2Y)



LINE

HIGH VOLTAGE
(1Y)



LINE

NOTES:

1. INTERCHANGE ANY TWO LINE LEADS TO REVERSE ROTATION.
2. OPTIONAL THERMOSTATS ARE PROVIDED WHEN SPECIFIED.
3. ACTUAL NUMBER OF INTERNAL PARALLEL CIRCUITS MAY BE A MULTIPLE OF THOSE SHOWN ABOVE.
4. LEAD COLORS ARE OPTIONAL. LEADS MUST ALWAYS BE NUMBERED AS SHOWN.

REV. DESC: REVISE TO SHOW OPTIONAL COLORS			
REV. LTR: E	BY: JLP	REVISED: 01/19/99 10:15	TDR: 0171435
900000		FILE: AAA00005140	MDL: -
		MTL: -	

BALDOR ELECTRIC Co.

3PH, DV, 9 LEADS

CD0005