



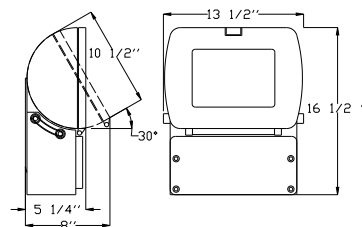
Cat. No. : **\*HWP14-MH175**



Ballast : 120/208/240/277V  
Quad Tap CWA  
Lamp : Metal Halide (MH) 175W,  
11700 Lumens, 65 CRI Color Rendition

**Features:**

- Cast Aluminum Housing
- Dual Purpose Adjustable Area Light/Wall Pack
- Adjustable Angle from 0° to 30°
- Tempered Clear Glass Lens
- Powder Coated Textured Bronze Finish
- Hinged Front Housing for Easy Relamping
- Medium Base E26 Socket
- 1/2 inch NPS Tapped Back and Sides for Conduit Entrance
- Lamp Included
- Suitable for Wet Locations

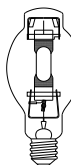


Cat. No. : **HWP6-HPS400**

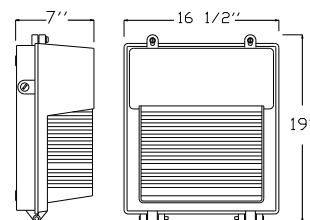


Ballast : 120/208/240/277V  
Quad Tap CWA HPF  
Lamp : High-Pressure Sodium (HPS) 400W,  
51000 Lumens, 22 CRI Color Rendition

Cat. No. : **HWP6-MH400-PS (Pulse Start)**  
**\*HWP6-MH400**



Ballast : 120/208/240/277V  
Quad Tap CWA  
Lamp : Metal Halide (MH) 400W,  
33100 Lumens, 65 CRI Color Rendition



Cat. No. : **WG-6**

Description : Optional Wire Guard for HWP6  
Stainless Steel

**Features:**

- Cast Aluminum Housing
- Slim Line Wall Pack
- Borosilicate Molded Glass Lens
- Powder Coated Textured Bronze Finish
- Mogul-Base Socket
- 1/2 inch NPS Tapped Back and Sides for Conduit Entrance
- Lamp Included in All Models
- Suitable for Wet Locations



WG-6  
Shown Installed